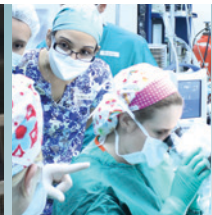


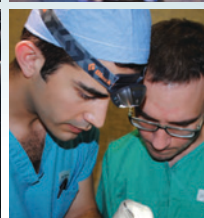


AcademyU[®]

Your Otolaryngology Education Source


■ Knowledge Resources ■ Subscriptions ■ Live Events ■ eBooks ■ Online Education



1
aQ
AcademyQ™



2
Cc
COCLIASM



3
Cpg
Clinical Practice Guidelines

4
Iv
ENT ImageViewer

5
Jnl
OTO Journal

6
Pmr
Practice Management Resources

7
Xs
ENT Exam Video SeriesSM

8
Hsc
Home Study Course

9
Pmp
Patient Management Perspectives

10
Am
Annual Meeting

11
Crw
Coding and Reimbursement Workshops

12
PAC
ENT for the PA-C Conference

13
eB
eBooks

14
AmW
Annual Meeting Webcasts



15
AmP
Annual Meeting Posters

16
Cf
Clinical Fundamentals

17
Co
COOLSM

18
Ocl
Online Courses and Lectures

19
Pws
Pediatric OTO Webinar Series



2014
EDUCATION
OPPORTUNITIES

 AMERICAN ACADEMY OF
OTOLARYNGOLOGY-
HEAD AND NECK SURGERY
FOUNDATION
www.entnet.org/academyU

Table of Contents

AcademyQ™ Knowledge Assessment Tool.....	4
Comprehensive Otolaryngologic Curriculum Learning through Interactive Approach™ (COCLIA™) ..	4
Clinical Practice Guidelines	5
ENT ImageViewer.....	6
OTO Journal.....	6
Practice Management Resources	7
ENT Exam Video Series™.....	8
Patient Management Perspectives in Otolaryngology™ (PMP).....	8
Home Study Course	9
Annual Meeting & OTO EXPO™.....	10
Coding and Reimbursement Workshops	11
ENT for the PA-c Conference.....	11
eBooks	12
Annual Meeting Webcasts	13
Annual Meeting Posters	13
Clinical Fundamentals	14
Clinical Otolaryngology Online Courses™ (COOL™).....	14
Online Courses and Lectures	15
By Specialty	
Business of Medicine/ Practice Management.....	16
Facial Plastic and Reconstructive Surgery	17
General Otolaryngology	18
Head and Neck Surgery	20
Laryngology/ Broncho-Esophagology	22
Otology/Neurotology.....	23
Pediatric Otolaryngology	25
Rhinology/Allergy	27
Sleep Medicine	29
Pediatric Otolaryngology Web Series ..	30
Foundation Education Committees	31

AcademyU®

Your Otolaryngology Education Source

Dear Colleague:

The AAO-HNS Foundation is pleased to offer the 2014 AcademyU® *Education Opportunities*, an overview of the Foundation's comprehensive education and knowledge resources.

AcademyU® is all about YOU! Our goal is to increase member awareness and engagement through valuable and practical education activities for all our learners. These include continuing professional development opportunities for practicing otolaryngology—head and neck physicians and surgeons, medical students and residents, and non-otolaryngologist health professionals and staff. Organized by delivery format, AcademyU® offers hundreds of learning opportunities. It features a range of topics presented in a variety of formats to complement different learning styles. Developed by leading expert volunteers, the materials are designed to deliver relevant education that is meaningful to your practice. As a valued member of the AAO-HNS, you will have access to all our education and knowledge resource elements.

This year, the following new “elements” have been added:

- **Otolaryngology—Head and Neck Surgery Journal**
- **Clinical Practice Guidelines**
- **Practice Management Resources**
- **ENT for the PA-C Conference—Live**
- **Pediatric Webinar Series**
- **Annual Meeting & OTO EXPO™ Webcasts**
- **Annual Meeting & OTO EXPO™ Posters Online**

The Foundation aims to provide the highest quality education resources to support ongoing medical education, certification, and practice improvement for otolaryngologists at all phases of their careers. Please visit us at www.entnet.org/academyU and take advantage of these exciting education opportunities.

Sonya Malekzadeh, MD
Coordinator for Education

Sukgi S. Choi, MD
Coordinator for Instruction Courses

Eben L. Rosenthal, MD
Coordinator for Scientific Program

Special thanks to the Foundation's Education Committee Chairs and Consultants:

Kenny H. Chan, MD <i>Chair, Pediatric Otolaryngology Education Committee Consultant</i>	<i>Chair, Pediatric Otolaryngology Education Committee Consultant</i>
Stacey L. Ishman, MD <i>Chair, Facial Plastic and Reconstructive Surgery Education Committee</i>	<i>Chair, Facial Plastic and Reconstructive Surgery Education Committee</i>
J. Randall Jordan, MD <i>Chair, Otology and Neurotology Education Committee</i>	<i>Chair, Otology and Neurotology Education Committee</i>
Bradley W. Kesser, MD <i>Editor, Patient Management Perspectives in Otolaryngology</i>	<i>Editor, Patient Management Perspectives in Otolaryngology</i>
Daniel J. Kirse, MD <i>Chair, Laryngology and Bronchoesophagology Education Committee</i>	<i>Chair, Laryngology and Bronchoesophagology Education Committee</i>
Catherine R. Lintzenich, MD <i>Chair, General Otolaryngology Education Committee</i>	<i>Chair, General Otolaryngology Education Committee</i>
Karen T. Pitman, MD <i>Chair, Rhinology and Allergy Education Committee</i>	<i>Chair, Rhinology and Allergy Education Committee</i>
Brent A. Senior, MD <i>Chair, Head and Neck Surgery Education Committee</i>	<i>Chair, Head and Neck Surgery Education Committee</i>
Richard V. Smith, MD <i>Chair, Core Otolaryngology and Practice Management Education Committee</i>	<i>Chair, Core Otolaryngology and Practice Management Education Committee</i>
Brendan C. Stack, MD	

2014 EDUCATION OPPORTUNITIES

Education elements in formats that meet your learning style

The Foundation's education and knowledge elements span several learning formats and design. This diversity appeals to different member education needs, learning styles, and formats whether they are knowledge resources, subscriptions, live events, eBooks, or online education.

Knowledge Resources

Products that assist with test preparation, applying new skills, resident education, and enhancing presentations.

1 aQ AcademyQ™	2 Cc COCLIA™	3 Cpg Clinical Practice Guidelines	4 Iv ENT ImageViewer	5 Jnl OTO Journal
6 Pmr Practice Management Resources	7 Xs ENT Exam Video Series™			

Subscriptions

Subscription products offering in-depth and comprehensive learning opportunities and continuing education credit.

8 Hsc Home Study Course	9 Pmp Patient Management Perspectives
--------------------------------------	--

Live Events

Offer interaction with experts and networking with colleagues as well as opportunities to earn continuing education credit.

10 Am Annual Meeting	11 Crw Coding and Reimbursement Workshops	12 PAC ENT for the PA-c Conference
-----------------------------------	--	---

eBooks

eBooks published by the Foundation can be used as references and guides in the care of patients. Each are easily accessible and downloadable from the Foundation website.

13 eB eBooks

Online Education

The Foundation offers over 100 self-paced and interactive online courses as well as online access to Annual Meeting & OTO EXPO™ resources. Most provide continuing education credit for physicians or physician assistants.

14 AmW Annual Meeting Webcasts	15 AmP Annual Meeting Posters	16 Cf Clinical Fundamentals	17 Co COOL™	18 Ocl Online Courses and Lectures	19 Pws Pediatric OTO Webinar Series
---	--	--	--------------------------	---	--

■ Knowledge Resources

1

aQ
AcademyQ[™]

AcademyQ[™]: Otolaryngology Knowledge Assessment Tool

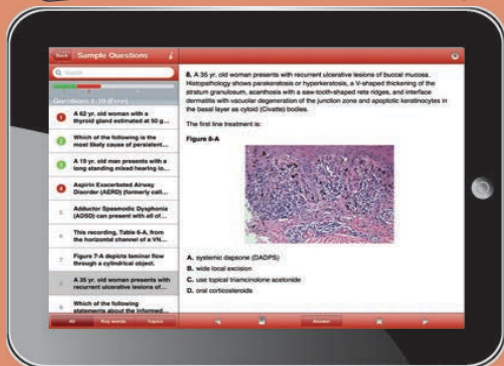
Enhance your knowledge of otolaryngology-head and neck surgery with hundreds of study questions to test your recall, interpretation, and problem solving skills. This mobile app includes 400 questions across the eight specialties. Users are provided with instantaneous detailed feedback and they can highlight, take notes, and mark questions for future review.

The number of **AcademyQ[®] Knowledge Assessment app** downloads reached 3,200 in 2013 with an additional 400 individuals purchasing the full set of 400 high quality, peer-reviewed questions with explanations and references. This is an ideal certification exam resource.

Target Audience: Practicing otolaryngology – head and neck physicians and surgeons, residents, and medical students.

Visit: www.entnet.org/AcademyQ

or  for \$49.



2

Cc
COCLIASM

Comprehensive Otolaryngologic Curriculum Learning through Interactive ApproachSM(COCLIASM)

Updated in 2012!

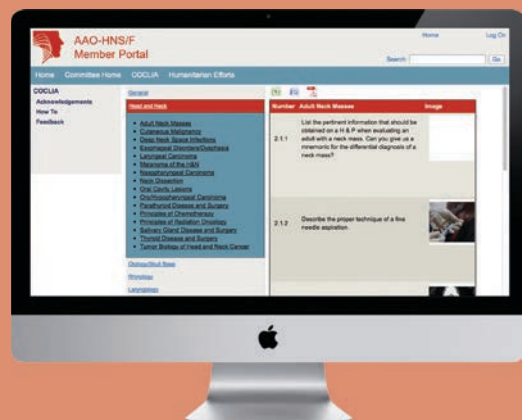
COCLIA is a novel teaching tool designed to help residents systematically acquire otolaryngology-head and neck surgery knowledge. Based on adult learning principles, the program provides a discussion platform for basic anatomy, physiology, diagnosis, management, and decision making of more than 100 major otolaryngology topics. COCLIA has been well received by residents and faculty; it is an effective and fun way to learn otolaryngology.

**AAO-HNSF
MEMBER
BENEFIT**

Residents are responsible for researching answers to assigned questions and sharing the information with their colleagues. Junior level residents focus on the basic science or general anatomy and physiology questions. More senior residents review and discuss landmark or current journal articles pertaining to the topic. Chief residents address the management of difficult cases or oral board scenarios.

Target Audience: Otolaryngology – head and neck surgery residents.

Visit: www.entnet.org/COCLIA



■ Knowledge Resources

3

Cpg
Clinical Practice
Guidelines

Clinical Practice Guidelines

Learn about the AAO-HNSF developed clinical practice guidelines to ensure your practice is compliant with the evidence-based recommendations.

**AAO-HNSF
MEMBER
BENEFIT**



Podcasts

The *Otolaryngology—Head and Neck Surgery Journal* is delighted to present Podcasts related to our clinical practice guidelines published in the Journal.

Each recording is about 15 to 20 minutes in length and features a lively discussion between the editor-in-chief, corresponding author, and an associate editor who is a content expert for that field. The intent is to explore and to expand upon ideas and concepts in the original article not to simply repeat what has already been published. We suggest that you refer to the complete published article, in addition to the Podcast, to get the most from your learning experience (no credit offered).

- AAO-HNS Tonsillectomy Clinical Practice Guideline (Part I, Part II and Part III) (Jan 2011)
- Clinical Practice Guideline: Polysomnography for Sleep-Disordered Breathing Prior to Tonsillectomy in Children (June 2011)
- Consensus Statement on Appropriate Use of Computed Tomography for Pediatric and Adult Sinus Disease (Oct 2012)
- AAO-HNS Sudden Hearing Loss Guideline: Content and Controversies (Mar 2012)
- AAO-HNS Sudden Hearing Loss Guideline: Validity and Methodology (Mar 2012)
- Tracheostomy Care Clinical Consensus Statement (Dec 2012)
- Clinical Practice Guideline Development Manual, Third Edition (Jan 2013)
- Clinical Practice Guideline on Voice Outcomes after Thyroid Surgery (June 2013)
- Clinical Practice Guideline on Tympanostomy Tubes in Children (Part I and Part II) (July 2013)
- How Evidence and Guidelines Shape Health Care Policy and Practice (Aug 2013)
- Clinical Practice Guideline on Bell's Palsy (Nov 2013)

CME CREDIT **Online lectures**
(Offers 0.25 AMA PRA Category 1 Credits™).

NEW!

Clinical Practice Guideline: Tympanostomy Tubes

Instructor: Richard M. Rosenfeld, MD, MPH

NEW!

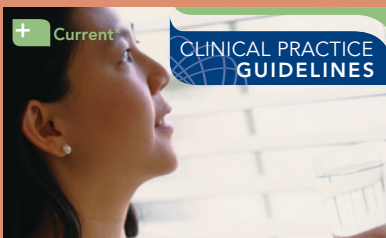
Clinical Practice Guideline: Bell's Palsy

Instructor: Lisa E. Ishii, MD, MHS

Target Audience: Practicing otolaryngology – head and neck physicians and surgeons, residents, medical students, physician assistants, and non-otolaryngology professionals.

Visit: www.entnet.org/onlinecourses

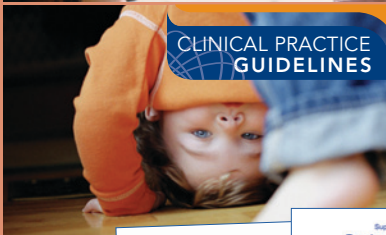
+ Current



CLINICAL PRACTICE GUIDELINES

Bell's Palsy Guideline


The AAO-HNSF's latest guideline is now available.



CLINICAL PRACTICE GUIDELINES

Tympanostomy Tubes in Children

The AAO-HNSF's latest guideline is now available.



Visit: <http://www.oto.sagepub.com/site/misc/Index/Podcasts.xhtml>

Knowledge Resources

4

Iv

ENT ImageViewer

ENT ImageViewer

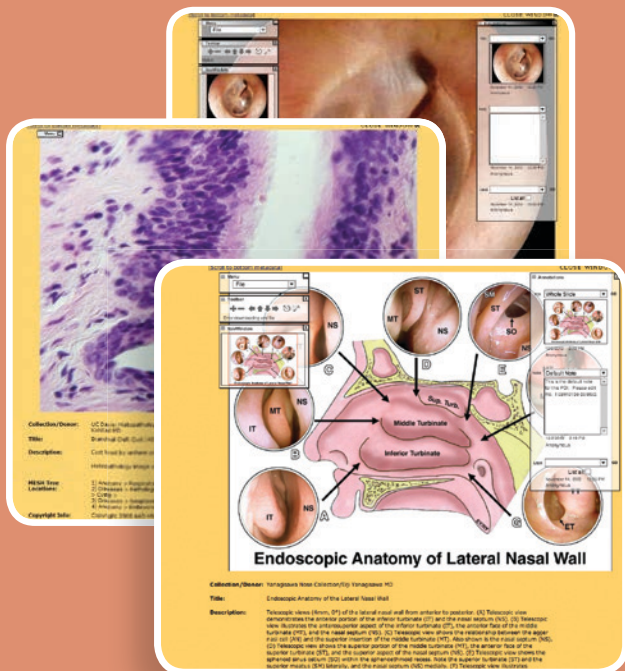
View otolaryngology-head and neck surgery related images via a simple search. Images have accompanying notes and annotations when available and new images are added when received. **ENT ImageViewer** is housed on the Foundation's website and images can be searched alphabetically, by donor, or by MeSH tree taxonomy.

AAO-HNSF
MEMBER
BENEFIT

Eiji Yanagisawa, MD's extensive library of ear, nose, and throat images and a large collection of histopathology images donated by D. Gregory Farwell, MD, and his colleagues at UC Davis, are included.

Target Audience: Practicing otolaryngology—head and neck physicians and surgeons, medical students and residents, and non-otolaryngologist health professionals and staff.

Visit: www.entnet.org/imageviewer



5

Jnl

OTO Journal

Otolaryngology—
Head and Neck
Surgery Journal

One of the top-rated member benefits, **Otolaryngology—Head and Neck Surgery, the Foundation's journal**, is available in print and online, through a mobile-optimized website or a free app, available for download through iTunes. The journal publishes contemporary, ethical, clinically relevant information on otolaryngology—head and neck surgery that can be used by otolaryngologists, clinicians, scientists, and specialists to improve patient care and public health. An increasing amount of online content is available, including three years of podcasts, collections of popular and most-cited articles, back issues from 1981 to present, and annual meeting abstracts. The journal also has brand new author and reviewer pages, with FAQs and tutorials on getting involved, ranging from annual meeting miniseminars with editorial staff and journal editorial board members to articles, videos, and specific criteria on how to review a journal manuscript.

AAO-HNSF
MEMBER
BENEFIT

Target Audience: Practicing otolaryngology—head and neck physicians and surgeons, reviewers, clinicians, residents and non-otolaryngologist health professionals. Journal reviewers can earn up to 15 AMA PRA Category 1 Credits™ per year.



Visit: www.otojournal.org



Knowledge Resources

6

Pmr

Practice Management
Resources

Academy Practice Management Resources

Visit: www.entnet.org/practice/index.cfm

Did you know that the Academy has a wealth of resources available to members to assist them in day to day practice management? We encourage you to take some time to familiarize yourself with our website's "**Coding Corner**" to learn about the variety of products to assist your practice in optimizing reimbursement and reducing administrative burden.

AAO-HNSF
MEMBER
BENEFIT


**CPT
FOR
ENT**

CPT for ENT: Coding Guidance

The Academy health policy team, in conjunction with the CPT Advisors and the Physician Payment Policy (3P) workgroup, develop coding articles; better known as CPT for ENT, to assist members in achieving correct coding practices. CPT for ENT articles are typically aimed at common coding questions raised by members and outline common coding scenarios for ENT practices.

Payer Template Appeal Letters

The Academy also provides template appeal letters for member use in appealing denied claims with Medicare and private payers. Templates are crafted based on the most common denials reported by members, and are often helpful in reducing administrative work to develop appeal letters, and assist in obtaining reimbursement for medically necessary services.



ICD-10 Transition Products

The Academy is here to assist members in the transition from ICD-9 to ICD-10 diagnosis coding. Resources include a customizable ENT Superbill which crosswalks the most commonly used ENT ICD-9 codes to ICD-10 codes. Members can also access a list of the top 200 ENT diagnosis codes and their crosswalks to the new ICD-10 coding system, to prepare your practice for this transition by the October 1, 2014 deadline.



Guidance Documents

The Academy health policy team and 3P oversee and maintain Position Statements and Clinical Indicators for member use. Position Statements are used to designate a statement, policy, or declaration of the AAO-HNS on a particular topic or topics. They are used as a response to a payer payment action; to publicize our position to support a procedure for use in advocacy and regulatory efforts; or to clarify the Academy's position on certain practices within the specialty.

CMS Quality Reporting Initiative Fact Sheets

The Academy has published one-page fact sheets to provide information on how you can successfully participate in various quality initiatives, possibly earn incentive payments, and avoid payment reductions. The Fact Sheets provide guidance on the following initiatives:

- EHR MU Incentive Program Fact Sheet
- PQRS Fact Sheet
- eRx Incentive Program Fact Sheet
- Value-Based Payment Modifier Fact Sheet
- Physician Compare Fact Sheet

CPT Changes and Utilization Data

The Academy also provides information on annual coding changes impacting our specialty as well as the top 100 reported services in both the hospital outpatient (facility) setting and the physician office (private practice) setting annually. This information includes payment rates for the current year and details such as status indicators and global periods for ENT services.

Clinical Indicators (CIs) define a basis of medical necessity for a range of procedures and place importance on the quality of the history, physical examination, and diagnostic tests. Physicians use CIs to serve as reasonable thresholds and indications for procedures, and to provide procedural information to primary care practitioners and/or patients.

Regulatory and Payer Advocacy

The health policy team also tracks, summarizes, and provides feedback to payers and CMS on policies and proposals that impact the specialty. This includes annual review of proposed and final regulations put forward by CMS on the physician fee schedule, hospital inpatient and outpatient payment systems, as well as collaboration with private payers to ensure fair reimbursement for ENT procedures.



PQRS Wizard

PQRS Wizard is a fast, convenient, and cost effective online registry to help members report quality measure data for the PQRS incentive program. The PQRS Wizard will guide you in collecting, validating, reporting, and submitting data to CMS for payment. Take advantage of this tool today!

Knowledge Resources

7

Xs

ENT Exam
Video SeriesSM

ENT Exam Video SeriesSM

This four-part video series is a great tool for teaching residents and medical students. The series, available on YouTube, depicts how to perform a thorough ENT Exam. Presented in four short episodes, it provides instruction on exams of the ear, oral cavity, face, nose, neck, nasopharynx, and larynx. All videos include images of normal anatomy, normal variances, and common abnormalities to enhance the learning experience.

Target Audience: Practicing otolaryngology-head and neck physicians and surgeons, medical students and residents, and non-otolaryngologist health professionals.

The ENT Exam Video Series has received over 28,000 views.

Visit: www.entnet.org/entexam



Subscriptions

9

Pmp

Patient Management
Perspectives

Patient Management Perspectives (PMP) in OtolaryngologySM

PMP is an interactive electronic or print series that simulates real-life clinical decision making. Each issue includes a clinical case study, visual materials, detailed patient management summary, references for future study, and a self-assessment.

PMP allows participants to manage an individual patient from presentation to discharge and follow-up with an interactive question-and-answer self-assessment component. The patient problem is designed to heighten awareness of the current range of possibilities for diagnosis and management. Like a real-life clinical problem, the simulation must be solved by a series of inquiries, decisions, and actions.

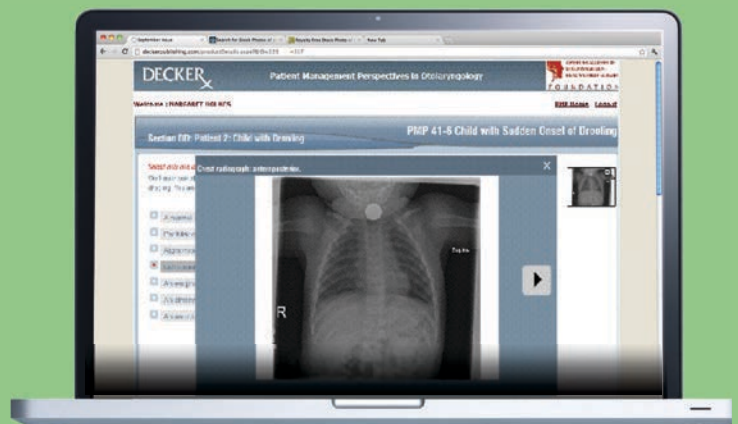
Target Audience: Practicing otolaryngology – head and neck physicians and surgeons and residents and non-otolaryngologist health professionals.



PMP subscribers can earn up to **64 AMA PRA Category 1 creditsTM** per year for successful completion of each of eight issues.

Yearly Subscription (Individuals):

Online:	\$399.00 (US)
Print:	\$399.00 (US)
CD-ROM:	\$671.00 (US)



Learn More: www.entnet.org/PMP

8

Hsc

Home Study Course

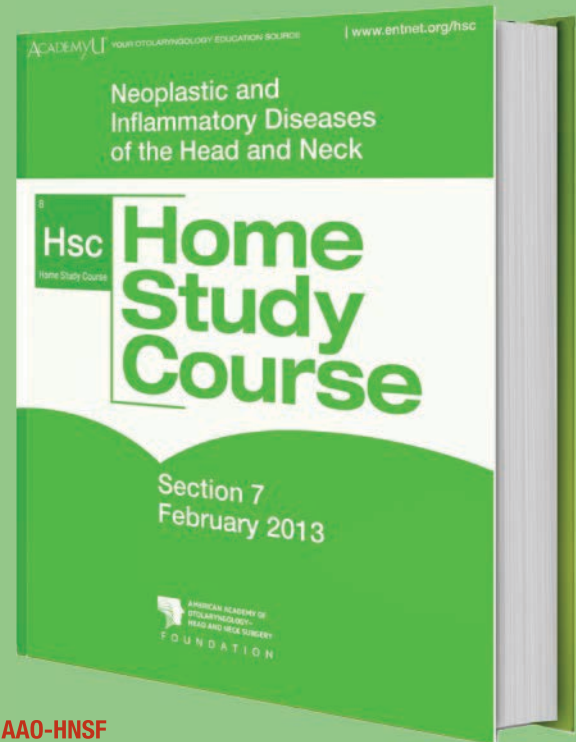
Home Study Course

One of the Foundation's most popular education products, each section of the **Home Study Course (HSC)** brings you a Study Guide filled with a selection of scientific journal articles, section outline, education objectives, reference bibliography, self-assessment exam, and faculty symposium. HSC covers eight clinical areas; administered in four sections per course year. Subscribers read the articles and complete the open-book exam. The symposium allows subscribers to compare their answers on completed exams to those of the faculty.

Target Audience: Practicing otolaryngology—head and neck physicians and surgeons and residents.



HSC subscribers can earn up to **160 AMA PRA Category 1 credits™** per year for successful completion of each of four sections.



**AAO-HNSF
MEMBER
DISCOUNT**

Members receive a 40% registration discount

Section Topics:**Section 5**

Rhinology and Allergic Disorders
September 2014

Section 6

Laryngology, Voice Disorders,
and Bronchoesophagology
November 2015

Section 7

Neoplastic and Inflammatory Diseases
of the Head and Neck
April 2015

Section 8

Otology and Neurotology
April 2015

Section 1

Congenital and Pediatric Problems
September 2015

Section 2

Clinical Competency Issues
November 2015

Section 3

Trauma and Critical Care Medicine
February 2016

Section 4

Plastic and Reconstructive Problems
April 2016

Registration is open from May–September each year. **Subscribe at:** www.entnet.org/HSC

■ Live Events

10

Am

Annual Meeting

AAO-HNSF Annual Meeting & OTO EXPOSM Orange County Convention Center | Orlando, FL September 21-24, 2014



Through its **Annual Meeting & OTO EXPOSM** and other year-round education offerings, the AAO-HNSF sets the highest standards for otolaryngology education worldwide. Now in its 118th year, the AAO-HNSF Annual Meeting is the best gathering of otolaryngologists in the world and provides unparalleled access to ground-breaking research, new guidelines, and the latest advances in otolaryngologic medicine.

The four-day event features:

- More than 400 presentations in otolaryngologic medicine
- More than 300 instruction courses, including more than a dozen specialty review courses and 10 courses which satisfy ABOto's Clinical Fundamentals requirement for Part III of Maintenance of Certification[®] (MOC).
- An array of programming devoted to otolaryngologic research
- Over 300 exhibitors that cater to every aspect of practice
- More than 6 hours of Guest Lectures programming
- International, Resident, Young Physician, and Specialty Society programs
- And much more!

Target Audience: Practicing otolaryngology—head and neck physicians and surgeons, medical students and residents, and non-otolaryngologist health professionals and staff.



The Annual Meeting & OTO EXPOSM is approved for more than 25 **AMA PRA Category 1 Credits[™]** for physicians.

We are proud to offer a very exciting program which will gather together researchers, lecturers and clinicians involved in otolaryngologic care. The goal of the conference is to seek and share innovations, challenges, and opportunities.

We invite you to Orlando to experience everything the Annual Meeting has to offer in an award winning destination. With seven of the world's top 20 theme parks in one destination, not to mention nearly 100 other attractions, Orlando certainly knows how to entertain. After walking the OTO EXPOSM floor, a leisurely escape to a world of imagination and fantasy will leave attendees feeling refreshed and inspired. Whether seeking to reconnect with childhood nostalgia or experience leading-edge innovations in ride technology, these latest additions are truly one-of-a-kind.

Orlando was recently ranked by the Healthcare Convention & Exhibitors Association as the No. 3 destination for medical meetings in 2011. With the arrival of the Lake Nona Medical City and the Nicholson Center in Celebration, Orlando is preparing for the medical meetings of the future. Located in southeast Orange County—just 11 miles from the Orange County Convention Center—Medical City offers leading-edge education, research, and treatment.

Leading-Edge Medical City

- MD Anderson Orlando Cancer Research Institute
- Nemours Children's Hospital
- Sanford-Burnham Medical Research Institute
- University of Central Florida Health Services Campus
- University of Florida Academic & Research Center
- VA Medical Center
- Nicholson Center

***Registration opens May 7, 2014!**

**AAO-HNSF
MEMBER
DISCOUNT**

Learn More at: www.entnet.org/annual_meeting

■ Live Events

11

Crw
Coding and Reimbursement Workshops

Coding and Reimbursement Workshops

Regional two-day live workshops designed to enhance the business side of clinical practice and help with the most current coding challenges.

Day One of the workshops offers two course options. The first option will focus on ICD-10 and its challenges. The second option provides techniques for practice and reimbursement management.

 The first option is approved for **5.25 AMA PRA Category 1 Credits™** for physicians.

Day Two addresses coding office procedures, ancillary service coding, and surgical coding procedures.

 Day Two of these workshops is approved for **6.25 AMA PRA Category 1 Credits™** or physicians.

The workshops are offered in conjunction with Karen Zupko & Associates. The workshops take place eight times a year in select cities around the country.

Target Audience: practicing otolaryngology—head and neck physicians and surgeons, non-otolaryngologist health professionals and staff.

2014 Workshop Locations and Pricing

Date	City	Location
Jan 24–25	Dallas, TX	Hilton Dallas Southlake Town Square
Feb. 7–8	Las Vegas, NV	Encore Las Vegas
Feb 21–22	Orlando, FL	Wyndham Grand Orlando Resort
Apr 11–12	Chicago, IL	Hyatt Chicago Magnificent Mile
Aug 22–23	Nashville, TN	Loews Vanderbilt Hotel
September	TBD	For updates: www.entnet.org/coding
October	TBD	For updates: www.entnet.org/coding
Nov 14-15	Chicago, IL	Hyatt Chicago Magnificent Mile

Workshop AAO-HNSF Member:		Workshop Non-Member:	
Friday- Revenue Cycle (Option I)	\$495	Friday- Revenue Cycle (Option I)	\$595
Friday- ICD-10 (Option II)	\$495	Friday- ICD-10 (Option II)	\$595
Saturday	\$695	Saturday	\$795
Both Days	\$895	Both Days	\$995

Enroll three or more people at the same time and receive a 10% discount off your total registration. If the physician is an AAO-HNSF member, all practice employees may attend at the member rate.




Learn More at: www.entnet.org/coding

12

PAC
ENT for the PA-c Conference

ENT FOR THE PA-c Conference
Westin Convention Center
Pittsburgh, PA
April 24-27, 2014



Jointly presented by the American Academy of Otolaryngology–Head & Neck Surgery Foundation and the Society of Physician Assistants in Otolaryngology–Head and Neck Surgery.

Graciously hosted by the Department of Otolaryngology, University of Pittsburgh Medical Center.

The course is organized to provide attendees with an excellent and practical education opportunity. There will be basic and advanced tracks in all topics. Hands-on workshops will be held on Thursday and lectures will be held Friday thru Sunday. Workshops are designed to maximize hands-on learning with concise content and small group settings. This is also the ideal setting to meet, network, and socialize with like-minded professionals from across the country.

Target Audience: This continuing medical education activity is specifically designed for physician assistants, nurse practitioners, and medical professionals working in ENT, or interested in learning more about otolaryngology in primary care, urgent care, pediatric, and emergency room settings. Students are also welcome.

Workshop and Lecture Topics include:

- Basic Flex Scopes, Allergy, Vertigo, and Audiology
- The ENT Exam
- Robotic Head and Neck Surgery
- Common Oral Cavity and Throat Problems
- Bell’s Palsy Clinical Guidelines
- Sleep Apnea
- Surgical Management of Hearing Loss
- Differential Diagnosis of Hoarseness
- Understanding Hearing Aids
- HPV in ENT
- Advanced ENT Imaging
- Common ENT Emergencies



Visit: www.entpa.org/ent_for_the_pac.


■ eBooks

13

eB

eBooks

AAO-HNSF offers a number of eBooks as education resources for otolaryngologists, medical students, residents, and allied health professionals.



Resident Manual of Trauma to the Face, Head, and Neck

Developed by the Academy's Trauma Committee, this simple, concise, and easily accessible source of diagnostic and therapeutic guidelines for the examining/treating resident is an important tool,

both educationally and clinically. It should be used as a quick-reference tool in the evaluation of a trauma patient and in the planning of surgical repair and/or reconstruction. This manual supplements, but does not replace, more comprehensive bodies of literature in the field. Use this manual well and often in the care of your patients.

Visit: www.entnet.org/trauma




Primary Care Otolaryngology, 3rd Edition

The third edition of this popular handbook continues its goal of improving clinical judgment by teaching the basics of otolaryngology. Targeted to medical students and allied health professionals with an

interest in otolaryngology—head and neck surgery, this eBook helps readers manage uncomplicated clinical problems and recognize when to refer more serious conditions to an otolaryngologist.

Visit: www.entnet.org/primarycare




Geriatric Care Otolaryngology Online

Building from our popular Primary Care Otolaryngology series, this eBook includes such topics as surgery for age-related hearing loss, dizziness and Ménière's disease, dysphonia and the aging voice,

quality of life following chemoradiation therapy for head and neck cancer, functional endoscopic sinus surgery (FESS), and polypharmacy safety. Each chapter includes Q&A self-assessments and search features and is formatted for easy offline use.

Visit: www.entnet.org/geriatricotolaryngology




The Guide to Antimicrobial Therapy in Otolaryngology—Head and Neck Surgery, 13th Edition

Find out about antimicrobial therapy in otolaryngology with this comprehensive guide. It offers a practical overview of antimicrobials for the

practicing physician, details on drug selection and dosages, antimicrobial prophylaxis, and monitoring and preventing ototoxicity. Reference tables on drugs of choice and dosages are also available.

Visit: www.entnet.org/antimicrobial



Pocket Guide to TNM Staging of Head and Neck Cancer and Neck Dissection Classification

This easy reference for physicians defines anatomic boundaries of lymph node dissections and fundamental principles of standardized terminology.

Visit: www.entnet.org/neckdissection

■ Online Education

14

AmW
Annual Meeting
Webcasts

**Annual Meeting
Webcasts**

Whether you missed the 2013 AAO-HNSF Annual Meeting or couldn't make it to all the sessions on your list, you can still catch up on the latest science from AAO2013 through the official **Annual Meeting Webcast library**—online at your convenience.

Members can enjoy up to SIX complimentary AAO-HNSF member benefit miniseminar downloads of their choice from the 2013 Annual Meeting & OTO EXPOSM.



Purchase the entire conference digital library (\$599) or order individual video recordings (\$60).

Visit: www.entnet.org/annual_meeting and click the link for 'Prior Meetings'




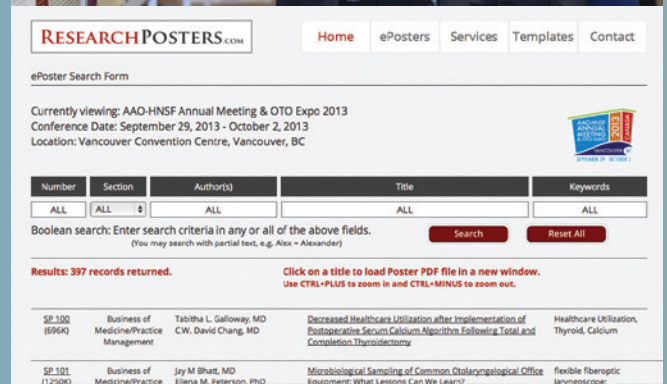

15

AmP
Annual Meeting
Posters

**Annual Meeting
Posters**

An impressive 400 clinical and basic scientific posters were on display during the 2013 Annual Meeting. You can now view these posters anytime via the **ePoster archives**. The online ePoster tool serves as a permanent digital archive of the latest scientific research.

Visit: www.entnet.org/annual_meeting and click the link for 'Prior Meetings'



■ Online Education

16

Cf Clinical Fundamentals

Clinical Fundamentals

Satisfy the **ABOto's Clinical Fundamentals requirement** for Part III of Maintenance of Certification[®] (MOC) by viewing the online recordings of ten sessions from the Annual Meeting. A minimum score of 70 percent on the post-test is required to receive credit. In addition, courses are also offered live at the Annual Meeting each year.



These enduring materials are each designated for **1 AMA PRA Category 1 Credit[™]**.

The courses are:

- Anesthesia Related Topics for Otolaryngologists
- Clinical Outcome Measures & Evidence-Based Medicine
- Venous Thromboembolism: Impact of Prevention in Otolaryngology–HNS
- Clinical Fundamentals: Ethics and Professionalism
- HIPAA (Health Insurance Portability and Accountability Act): What it Means for You
- Integration of Quality Improvement & Safety Monitoring into Surgical Practice
- The Addicted Surgeon
- Pain Management in Otolaryngology–Head and Neck Surgery
- Management of Allergy Emergencies and Anaphylaxis
- Universal Precautions: Instruction Course on Clinical Fundamentals

Target Audience: Practicing otolaryngology–head and neck physicians and surgeons, and residents; especially those participating in MOC.

**AAO-HNSF
MEMBER
DISCOUNT**

\$75 for Members

\$100 for Nonmembers

Register at: www.entnet.org/academyU

17

Co COOLSM

Clinical Otolaryngology Online CoursesSM (COOLSM)

COOL is a free, peer-reviewed, interactive case study series that leads the learner from patient presentation through diagnosis, treatment, and referral. COOL is an excellent instructive program for non-otolaryngologist physicians and other health professionals who regularly encounter otolaryngology related problems.

The AAPA designates these courses for CME credit for physician assistants.

Target Audience: Physician assistants, non-otolaryngologist health professionals and staff, and medical students.

Visit: www.entnet.org/cool

Dizziness in the Elderly

Introduction | Mary | Robert | Summary | References

Meet the patient | Patient History

When obtaining a medical history from the patient or his caregivers, what questions are most important to ask?

A. You should ask whether there are any associated neurological symptoms such as numbness or weakness of the upper or lower extremities, slurred speech, dysphagia, dysphonia, hearing loss, double vision or facial drooping.

B. You should inquire about other associated otological complaints such as aural fullness, hearing loss, tinnitus, otorrhea or otalgia.

C. Review the nursing home's medical records.

Online Education

18

Ocl

Online Courses
and Lectures

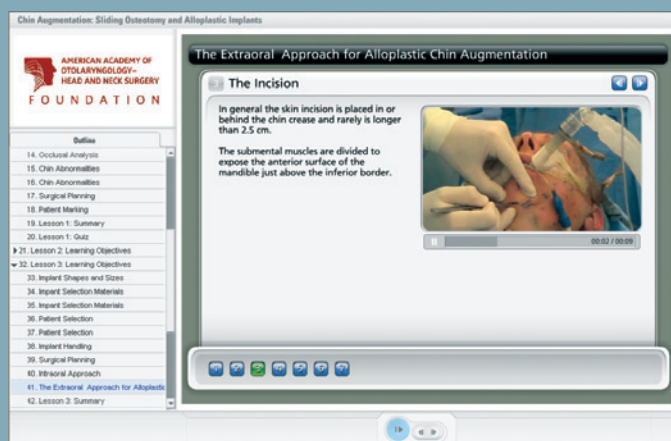
Online Courses and Lectures

Visit: www.entnet.org/onlinecourses

AAO-HNSF
MEMBER
BENEFIT

Online Courses are self-paced learning activities developed through the AAO-HNSF education committees. These peer-reviewed courses provide in-depth study of otolaryngology head and neck surgery topics.

A complete listing of all Online Courses by specialty area can be found starting on page 16.



Online Lectures are based on the annual meeting instruction courses of the same name. Each lecture provides the highlights of these key sessions.

The 2014 Online Lectures are:

- Tympanostomy Tubes: AAO-HNSF Clinical Practice Guideline
- AAO-HNSF Clinical Practice Guideline: Bell's Palsy
- Advances in Traumatic and Oncologic Orbital Reconstruction
- An Introduction to VPI: Assessment and Management
- Avoiding Disaster in Thyroid Surgery: 5 Critical Principles
- Corticosteroids: Know the Risks!
- Current Trends in the Management of SSHL
- Differences in Managing Pediatric Thyroid Nodules/Cancer
- E/M Coding and Documentation for Proper Reimbursement
- Technical Considerations: CO2 Laser Cordectomy of Early Glottic Cancer
- Essentials of Rib Cartilage Harvest for Septorhinoplasty
- Evaluation and Management of Congenital Aural Atresia
- Evaluation and Management of Pediatric Aerodigestive Tract Foreign Bodies
- Insurance 101
- Health Care Reform: The ACA, a Primer for the Otolaryngologist
- How to Interpret & Prepare a High Quality Systematic Review
- Human Papillomavirus: What the Clinician Should Know
- Cleft and Craniofacial Surgery
- Lessons I Have Learned As a Parathyroid Surgeon
- Management of CPAP Failure for the Otolaryngologist
- Management of Septal Perforations
- Neck Dissection 2013
- Pediatric Dysphagia: A Multidisciplinary Approach
- Recognizing Neurological Voice Problems
- The Difficult Adult Airway: Captaining the Ship
- Electrophysiology and Tinnitus
- Treatment of Sinusitis with Integrative East-West Medicine



Target Audience: Practicing otolaryngology – head and neck physicians and surgeons and residents. Most online courses and lectures offer continuing medical education credit.

■ Online Education

Business of Medicine/ Practice Management

A Review of Errors in Otolaryngology

Rahul K. Shah, MD

Ocl

Having trouble staying current with the literature and data regarding errors and adverse events in our specialty? This course identifies pertinent articles that should be recognized. Exp. 2/9/2014

Clinical Outcome Measures & Evidence-Based Medicine

Michael G. Stewart, MD, MPH

Cf

This course will review the clinical fundamentals of clinical outcomes measures and evidence-based medicine research including instrument design, study design, and outcome instrument selection. We will review the results from several outcomes-based clinical research studies in otolaryngology and also the clinical outcomes instruments that are available. Exp. 12/31/16

Developing a Quality Control Program for Surgeons

Carl H. Snyderman, MD, MBA

Ocl

Develop your own surgical quality plan after reviewing the current regulatory trends and viewing examples of statistical techniques for measuring process variations. Exp. 1/31/2016

E/M Coding and Documentation for Proper Reimbursement

Richard W. Waguespack, MD, Lawrence M. Simon, MD

Ocl

Learn how to properly document and code for Evaluation and Management Services and for common office based procedures, including correct use of modifiers and the role of NCCI edits. Gain insights into the transition to electronic health records and into the ICD-9 to ICD-10 conversion. Exp. 12/31/16

English to Spanish Ear Examination Phrases

Glen C. Isaacson, MD; Manuel Portillo

Ocl

Translates 27 common phrases used during an ear examination from English to Spanish. The audio file can be downloaded for reference at a later date. Exp. None

ENT Boot Camp: On-Boarding New Residents with Simulation

Sonya Malekzadeh, MD; Kelly M. Malloy, MD; Ellen S. Deutsch, MD

Ocl

"Boot Camps" allow residents to participate in focused, intense simulated experiences designed to facilitate their safe entry into patient care. Discover how to setup your own "Boot Camp." Exp. 1/31/2015

Health Care Reform: the ACA, a Primer for the Otolaryngologist

Jerome W. Thompson, MD, MBA

Ocl

This course clarifies outlines the major aspects of the Healthcare Reform law. ACOs (accountable care organization) and exchanges will become a major part of our medical practice life and physicians need to clearly understand what these organization are and how to effectively deal with them. Exp. 12/31/16

Lessons Learned in 20 Years in the Medicolegal System

Dale H. Rice, MD

Ocl

What would you do if you were sued or asked to be an expert witness? This course provides an overview of the place of physicians in the current medicolegal environment in the United States. Exp. 6/29/2014

Insurance 101

Kathleen L. Yaremchuk, MD, MSA

Ocl

This course will introduce providers to the specifics of health insurance policies that are currently in effect and the requirements of providers to comply with requirements of prior authorization, medical necessity documentation, and understanding benefit design. To moderate increases in health care expenditures, insurance companies are developing policies that shift costs to the insured. There will be an in depth discussion of the variation in health insurance policies and subsequent documentation that impacts delivery of services by hospitals and providers. Exp. 12/31/16

Navigating the Quality Morass

Rahul K. Shah, MD, (moderator); Jenissa Haidari, MPH

Ocl

Balancing the day-to-day responsibilities of clinic and practice while keeping abreast of quality initiatives and measures can be overwhelming. This session walks through the various organizations and acronyms – CMS, NQF, NCQA, AQA, SQA, AMA Consortium, PQRI, PCPI – and provides a practical explanation of the basic foundations of quality organizations, measures, and reporting. Exp. 2/2/2014

Point-of-Care CT Imaging for the Otolaryngologist

Gavin Setzen, MD

Ocl

This course will discuss implementation of CT imaging in an ENT office. Graphic analysis rich in materials to help learners understand the world of point of care CT imaging and the patient safety, financial, legal and regulatory aspects involved. Exp. 5/31/2015

Quality and Safety in Otolaryngology: It's You AND the System

Rahul K. Shah, MD, (moderator); David W. Roberson MD

Ocl

Review principles of systems science to improve your ability to function in complex healthcare systems and to provide the best care for your patients. Exp. 2/5/2014

■ Online Education

The Addicted Surgeon

Peter Sargent Roland, MD

Cf

Five to ten percent of surgeons suffer from chemical dependency. It will benefit patients, our profession, and AAO-HNS membership if these surgeons can be identified early and helped to recovery. Exp. 12/31/16

Universal Precautions: Instructional Course on Clinical Fundamentals

Peggy E. Kelley, MD

Cf

This course will cover the development of Universal Precautions, which are one part of Standard Precautions and will review the infection control recommendations for all components of the healthcare delivery system. Recent changes in terminology will be reviewed and clarified.

Exp. 12/31/16

Worldwide Otolaryngology Humanitarian Missions (second edition)

Mark E. Boston, Col, USAF, MC, FS

Ocl

Are you preparing for a humanitarian otolaryngology medical mission? Listen to a firsthand account of equipment needs, international relations, patient needs by geographic location, funding requirements and sources, travel recommendations, documents, precautions, and restrictions.

Exp. 1/31/2016

Facial Plastic and Reconstructive Surgery

Advanced Aesthetic and Functional Rhinoplasty

Dean M. Toriumi, MD

Ocl

Learn about many rhinoplasty techniques that can be used to correct common deformities such as the bulbous nasal tip, dorsal hump, under-projected nasal tip, over-projected nasal tip, deviated nose, low dorsum, and secondary rhinoplasty deformities.

Exp. 4/30/2014

Advances in Traumatic and Oncologic Orbital Reconstruction

Kristen S. Moe, MD

Ocl

Orbital reconstruction is often challenging; suboptimal technique may result in debilitating visual deficits and disfigurement. However, surgical techniques and technology have advanced significantly, allowing marked improvements in outcomes. Listen to an evidence-based discussion of the new techniques in transorbital endoscopic repair, preoperative virtual reconstruction, surgical navigation, and intraoperative mirror image overlay – guidance.

Exp. 12/31/16

Cleft and Craniofacial Surgery

Sherard A. Tatum III, MD

Ocl

This course will provide an introduction to and overview of congenital craniofacial anomalies and their management. The conditions covered will include nonsyndromic craniosynostosis; syndromic synostosis such as Crouzon, Apert, Saethre-Chotzen, Pfeiffer and Carpenter syndromes; Pierre Robin Sequence; hemifacial microsomia; and Treacher-Collins syndrome. This course will focus on diagnosis and management of these condition throughout an often multistaged treatment plan addressing neural and ophthalmic concerns, airway problems, occlusion, feeding and speech issues.

Exp. 12/31/16

Contemporary Management of Eyelid Injuries (second edition)

William W. Shockley, MD

Ocl

Repairing the eyelid and lacrimal system injuries can be a daunting task. A systematic approach to the evaluation, preoperative management, and the surgical treatment of eyelid injuries are discussed in depth in this course. Specific focus is on the lacrimal drainage system, including appropriate instrumentation and relevant surgical techniques.

Exp. 1/31/2015

Facial Aesthetic Enhancements: Chemodenervation and Tissue Augmentation (second edition)

Andrew Blitzer, MD, DDS

Ocl

Review minimally invasive techniques for facial rejuvenation.

Exp. 1/31/2016

Facial Soft Tissue Trauma

William W. Shockley, MD; Michael E. Stadler, MD

Co

Identify the anatomical structures of the face which deserve special attention when dealing with soft tissue trauma. Recognize when it may be appropriate to refer to a facial plastics or head and neck trauma specialist.

Exp. 5/6/2015

Management of Septal Perforations

Stephen F. Bansberg, MD, MS

Ocl

Septal perforation management poses a distinct challenge to the rhinologic surgeon. This course will emphasize surgical management. An operative technique performed endonasally using bilateral mucosal flaps, an interposition graft, and protective silastic sheeting will be presented in detail. Case presentations will highlight the surgical decision process used to manage the complexities of attempted closure. In addition, it will describe the use of computed tomography and three dimensional modeling to construct a silastic prosthesis for perforations in which attempted closure is not feasible.

Exp. 12/31/16

Nasal Trauma

Maurice M. Khosh, MD

Co

Discover a clinical pathway to diagnose and manage nasal trauma.

Exp. 11/1/2014

■ Online Education

Open Rhinoplasty: Arming Novices for Success (second edition)

Edmund A. Pribitkin, MD

Discover a step-by-step approach to teaching open rhinoplasty. At each step, possible technical errors are noted and their corrections described. By taking this course, novices learn to anticipate problems and skilled practitioners gain teaching insights. Exp. 1/31/2016

Ocl

Surgical Rejuvenation: Forehead and Brow (second edition)

Tom D. Wang, MD

A variety of procedures to address brow elevation have been described. Review each of these and place them in a context relative to the appropriate indications for the individual patient. Exp. 4/30/2014

Ocl

General Otolaryngology

AAO-HNSF Clinical Practice Guideline: Bell's Palsy

Lisa E. Ishii, MD, MHS

Learn about the key recommendations from the new AAO-HNS Clinical Practice Guideline on Bell's Palsy. Key action statements that address patient presentation, history, and physical examination; laboratory testing; electrodiagnostic testing; diagnostic imaging; surgical decompression; oral steroids and antiviral therapy; and patient follow-up are discussed. Case studies illustrate the application of the evidence-based recommendations in clinical practice. Exp. 12/31/16

Ocl

Adult with Otitis Media due to MRSA

Cristina Baldassari, MD

Identify community acquired MRSA in adults presenting with chronic otorrhea and explore appropriate treatment strategies. Exp. 8/17/2014

Co

Advanced Pharyngoplasty Techniques for OSA

B. Tucker Woodson, MD

The ultimate goal of surgical treatment for OSA is to improve symptoms and eliminate disease morbidity and mortality. Surgery restructures the airway to alter airway size, compliance, and shape and when successful, collapse, airflow limitation, and airway obstruction are reduced during sleep. Traditional methods of UPPP remain common for OSA surgery but demonstrate frequent technical failures. Exp. 7/31/2015

Ocl

Anesthesia Related Topics for Otolaryngologists

Murali Sivarajan, MB, BS

Because anesthesiologists often share (patients') airways with otolaryngologists, effects of anesthesia on respiration and airway patency, and management of the complex airway will be discussed. Since many otolaryngologic procedures are performed under local anesthesia and conscious sedation, safe use of local anesthetic and sedative hypnotic agents will also be addressed. Malignant hyperthermia is a rare but catastrophic complication of anesthesia; its clinical manifestations and its management will also be discussed. Exp. 12/31/16

Cf

Approach to the Patient with Cough: Current Concepts

Scott E. Phillips, MD

Understand an evidence-based, cost-effective approach to cough management. Learn to recognize the red flags that indicate an underlying serious disorder that requires a referral to a specialist. Exp. 2/28/2015

Ocl

Clinical Fundamentals: Ethics and Professionalism

Roger D. Cole, MD, Susan D. McCammon, MD

The first two parts of this presentation will emphasize clinical medical ethics by focusing on the moral foundation of informed consent and surrogated decision making and concluding by stressing their practical applications in the clinical settings. The second two presentations will emphasize professionalism in otolaryngology by using the standards of ethical conduct for Expert Witness Guidelines and Gender Equity in the Workplace as developed by the AAO-HNS/F. Exp. 12/31/16

Cf

Controversies in the Surgical Management of Parotid Disease

David M. Cognetti, MD; Edmund A. Pribitkin, M

Review advanced surgical techniques used in the management of neoplastic and non-neoplastic parotid disorders. Study diagnostic and therapeutic sialendoscopy. Compare limited parotidectomy and extra capsular excision of parotid masses to the more extensive traditional approach. Examine advanced parotidectomy reconstruction for both benign and malignant diseases. Exp. 1/31/2015

Ocl

Corticosteroids: Know the Risks!

David M. Poetker, MD, MA

Thoroughly review the literature discussing the risks of systemic corticosteroids and related lawsuits over the past decade. Explore informed consent strategies to help inform the patient as well as protect the practitioner. Exp. 12/31/16

Ocl

■ Online Education

Developing a Comprehensive OSA Practice: How We Did It

Michael Friedman, MD

Determine the appropriate treatment for OSAHS according to anatomic staging vs. severity of disease. Review how to identify patients who would benefit from multilevel minimally invasive treatment such as mandibular advancement devices. Exp. 10/31/2016

Ocl

Dysgeusia: Leaving a Bad Taste in the Doctor's Mouth

Allen M. Seiden, MD

A persistent taste distortion can be very troubling for the sufferer and difficult for the physician to treat. Review the basic physiology of taste and its relation to smell and flavor perception. Exp. 6/29/2014

Ocl

Grave's Disease

David L. Steward, MD

Follow the diagnosis and treatment of a typical patient with Grave's Disease including appropriate diagnostic testing and interpretation. Learn more about long-term follow-up requirements. Exp. 10/31/2014

Ocl

HIPAA (Health Insurance Portability and Accountability Act): What It Means for You

Kathleen L. Yaremchuk, MD, MSA

This course presents information regarding HIPAA (Health Insurance Portability and Accountability Act) which protects the privacy of individually identifiable health information; the HIPAA Security Rule, which sets national standards for the security of electronic protected health information; and the confidentiality provisions of the Patient Safety Rule, which protect identifiable information being used to analyze patient safety events and improve patient safety. The course will also provide updates that are part of HITECH and will go into effect in 2014. Exp. 12/31/16

Cf

How to Interpret & Prepare a High Quality Systematic Review

Martin J. Burton, DM, FRCS

This course will allow participants to read, interpret, and create a high quality systematic review as an integral part of their evidence-based practice. Their ability to better locate, appraise, and synthesize evidence from primary research will enhance their clinical practice and the quality of care they deliver. Exp. 12/31/16

Ocl

Human Papillomavirus: What the Clinician Should Know

Eric M. Genden, MD

Human papillomavirus-related oropharyngeal cancer has reached epidemic proportions. The aim of this course is to familiarize the clinician with the risk factors for HPV-malignancy, screening techniques, and management options. Further, the aim is to understand the differences between HPV-negative and HPV-positive disease with regard to treatment options and prognosis. Exp. 12/31/16

Ocl

Integration of Quality Improvement & Safety Monitoring into Surgical Practice

Amy Clark Hessel, MD

This Quality and Safety Monitoring course will define quality of care and introduce the history of the quality movement. We will discuss why measuring quality is necessary in medicine, and how it can be implemented in a busy ENT practice. Examples will demonstrate how process improvement projects can be introduced into the work flow in order to institute changes in practice that reduce variability, improve efficiency and patient satisfaction, and reduce cost. Exp. 12/31/16

Cf

Management of CPAP Failure for the Otolaryngologist

John R. Houck, Jr., MD

This course will help Otolaryngologists properly diagnose and treat patients with sleep disordered breathing that fail CPAP. It will review non-surgical and surgical approaches, including indications and techniques for newer surgical methods. Exp. 12/31/16

Ocl

Pain Management in Otolaryngology— Head and Neck Surgery

John C. Sok, MD, PhD, Christopher L. Oliver, MD

This course will present the contemporary concepts on the Neurophysiology of Pain and postoperative management. The course will be based on JACHO guidelines. Exp. 12/31/16

Cf

Pediatric Neck Mass due to MRSA

Cristina Baldassari, MD

Identify acute onset neck abscess patients that are at risk for community acquired MRSA. Explore appropriate treatment strategies for patients that have a neck abscess due to community-acquired MRSA. Exp. 8/17/2014

Co

Pregnancy and the Management of ENT Manifestations

Edmund A. Pribitkin, MD

Learn a practical, useful approach to symptom management in pregnant women with ENT complaints. Topics include otologic manifestations of pregnancy, Bell's palsy, rhinitis in pregnancy, GE reflux, sleep apnea, and thyroid abnormalities. Exp. 2/28/2014

Ocl

■ Online Education

Venous Thromboembolism: Impact of Prevention in Otolaryngology - HNS

Amy Clark Hessel, MD

This course on Deep Venous Thrombosis prevention and prophylaxis will review the current evidence-based literature that is available on VTE and discuss the level of evidence and how the data can be applied to the otolaryngology population. We will identify what risks predispose to this preventable condition and which patients would benefit from intervention. Lastly, we will discuss why the development of a reproducible treatment guideline is important to the otolaryngology practice in regards to documentation and prevention. Exp. 12/31/16

Cf

Zenker's Diverticulum: Endoscopic and Open Management

Peter E. Andersen MD; James I. Cohen, MD, PhD

The advent of endoscopic stapling technology has revolutionized the management of Zenker's diverticulum, both with respect to the traditional open approach and the newer endoscopic technique. Review all aspects of management for this clinical entity and its associated cricopharyngeal spasm. Specifically, examine case selection with respect to the two different techniques. Exp. 3/31/2014

Ocl

Head and Neck Surgery

Advances in the Management of Papillary Thyroid Cancer

Robert L. Witt, MD

Discover the present and future role of molecular biology and genetics in the management of papillary thyroid cancer. Review molecular biology and its role in diagnosis with fine needle cytology, prognostication, and treatment with molecular targeted agents. Exp. 1/31/2015

Ocl

Avoiding Disaster in Thyroid Surgery: 5 Critical Principles

William S. Duke, MD

Discover how to pursue a safe thyroidectomy that minimizes the risks of five disastrous complications such as airway obstruction and death. In addition, minimize the full spectrum of potential major complications with these practical solutions and maneuvers. Exp. 12/31/16

Ocl

Basic Head and Neck Pathology

*D. Gregory Farwell, MD; Regina Gandour-Edwards, MD
Christopher Kolstad, MD*

Review normal head and neck tissue histology and common pathologies encountered in an otolaryngology— head and neck surgery practice. Exp. 3/8/2014

Ocl

Contemporary Management of Osteonecrosis

Neal D. Futran, MD, DMD

Learn about the pathophysiology, diagnosis, and treatment modalities available to manage osteonecrosis (ONJ). Exp. 1/31/2015

Ocl

Controversies in the Management of Thyroid Nodules (second edition)

Ashok R. Shaha, MD

There are several controversies in the evaluation and management of thyroid nodule. Study the role of needle biopsy, diagnostic evaluation of a thyroid nodule, prognostic factors, and risk groups. Examine the controversy related to the extent of thyroidectomy, especially total versus less-than-total thyroidectomy. Exp. 6/29/2014

Ocl

Current Management of Oropharyngeal Cancer

Bradley Schiff, MD

Review the current management of oropharyngeal squamous cell carcinoma (OPSCCA) with special emphasis on areas of recent change or controversy (such as the increasing role of HPV in the development of OPSCCA). Exp. 1/31/2016

Ocl

Evidence-Based Decision Making in Cancer of the Oral Cavity | Nilesh R. Vasan, MD

Learn a systematic and evidence-based approach to the diagnostic evaluation of patients with squamous cell carcinoma (SCCA) of the oral cavity. Exp. 1/31/2015

Ocl

Evidenced-Based Approach to Treating Oral Cancer | Neil D. Gross, MD

Oral cavity squamous cell carcinoma (OCSCC) remains a highly morbid disease with a substantial risk of recurrence and death, even after surgery. This course focuses on an evidence-based review of the literature guiding contemporary management of OCSCC. Exp. 1/31/2015

Ocl

Finding the Hidden Parathyroid Adenoma

Eric M. Genden, MD

Parathyroid surgery can be challenging particularly when the adenoma is not localized. Understanding the preoperative and intraoperative tools available for localization can reduce morbidity, decrease surgical operative times, and improve outcomes. This course reviews a systematic approach to localization and surgery on patients with the non-localized parathyroid adenoma. Exp. 1/31/2015

Ocl

Penetrating Neck Trauma: Lessons of War and Mass Casualties

Joseph A. Brennan, MD, COL, USAF

Review the treatment of head and neck trauma, including airway management, penetrating neck trauma, and the management of soft tissue and bony facial injuries. Hear about what the presenter experienced when he treated these injuries in Iraq and Afghanistan. Exp. 1/31/2015

Ocl

■ Online Education

HPV and Head and Neck Cancer

Beniot J. Gosselin, MD

Explore a clinical scenario that outlines various aspects of the presentation and clinical findings in a patient with an HPV-related squamous cell cancer. Exp. 6/27/2015

Co

Lessons I Have Learned As a Parathyroid Surgeon

Brendan C. Stack, Jr. MD

Parathyroid surgery has increasingly become part of the operative domain of otolaryngologists. There have been many advances in parathyroid surgery over the past two decades driven by preoperative imaging, intraoperative hormone testing, and small incisions with limited dissections. This course will highlight almost two decades of experience of the instructor with parathyroid surgery that has paralleled the advances in this area of surgery. Lessons learned over this period will be presented with supporting evidence, much of which were generated from these experiences. Exp. 12/31/16

Ocl

Local Regional Surgical Management of Head and Neck Cutaneous Melanoma

Dennis H. Kraus, MD

Review pathologic staging and the management of adequate resection of the primary site. Study potential treatment strategies for the high risk nodal basins. Exp. 1/31/2015

Ocl

Management of the Thyroid Nodule (update)

Alfred A. Simental, MD; David J. Terris, MD

Assess the malignancy risk based on patient history and physical examination. Recognize indications for surgical excision, understand the steps for cost-effective evaluation of a nodule, and review the risks and complications associated with thyroid surgery. Exp. 2/1/2015

Co

Neck Dissection 2013

William R. Carroll, MD

The purpose of this course is to update the practitioner on current indications and techniques of neck dissection. While the topic of neck dissection is old, indications and techniques continue to evolve, creating confusion. It will focus on pertinent anatomy, indications for neck dissection, technique of proper neck dissection, and new developments in imaging and surgery. Exp. 12/31/16

Ocl

Neck Dissection for Thyroid Cancer (second edition) | *Brendan C. Stack, Jr., MD*

When is it necessary to include a neck dissection in conjunction with thyroidectomy to comprehensively manage thyroid cancer? What levels of the neck should be dissected? When should the neck be dissected following previous thyroid surgery? Exp. 1/31/2015

Ocl

Non-Melanoma Cutaneous Malignancies

Neil D. Gross, MD

Recognize environmental and genetic risk factors for non-melanoma cutaneous malignancies. Learn to explain standard treatment options for non-melanoma cutaneous malignancies and precancerous lesions. Exp. 7/21/2015

Co

Optimizing Success in

Microvascular Reconstruction | *Daniel Alam, MD*

The success rates of free flaps have steadily increased with widespread use, but variability remains with flap survival ranging from 90-99 percent in a large series. This course uses intraoperative video, operative animations, illustrations, and clinical research data to highlight technical pearls for improved flap survival. Exp. 1/31/2015

Ocl

Parathyroid Surgery: What Head and Neck Surgeons Should Know | *David J. Terris, MD*

Learn how the management of hyperparathyroidism has undergone substantial changes in the past three to five years. Discover how the advances in imaging, hormone monitoring, and endoscopic techniques have altered the surgical approach. Exp. 1/31/2015

Ocl

Surgical Management of the Central Neck for WDTC: Why, When and How? | *Ralph P. Tufano, MD*

Navigate the controversy regarding the utility of prophylactic central neck dissection for well differentiated thyroid cancer (WDTC). Identify what nodal levels a formal central neck dissection should include. Exp. 1/31/2015

Ocl

The Difficult Adult Airway: Captaining the Ship

David M. Coggnetti, MD, Maurtis Boon, MD

Otolaryngologists are uniquely skilled for the management of the adult difficult airway. As such, they should be prepared to handle all aspects of airway management. The goal of this course is to help participants prevent and resolve difficult airway situations. Real cases with digital pictures and videos will be presented. Exp. 12/31/16

Ocl

The Difficult Neck (second edition)

Ashok R. Shaha, MD

To avoid major complications, management of cervical metastasis with extensive disease requires detailed evaluation of the extent of the disease, carotid evaluation, and appropriate surgical technique. All of these factors are discussed in this course. Exp. 1/31/2015

Ocl

■ Online Education

The Management of Glottic Cancer (second edition) | *Richard V. Smith, MD*

Ocl

Determine which treatments (surgery, radiation or chemotherapy) are appropriate for a given stage of glottic cancer. Hear about the evolution of therapy for larynx cancer, specifically transoral techniques for partial laryngectomy. Exp. 1/31/2016

Tracheoesophageal Voice Restoration: In the Chemoradiation era

Dan G. Deschler, MD, Kevin S. Emerick, MD

Ocl

Total laryngectomy is a life saving procedure. However, it has an obvious major impact on a patient's ability to communicate. This difficulty in communication can cause a significant impact on patient quality of life. Voice restoration in the laryngectomy patient is critical. Tracheoesophageal speech is the preferred method of voice restoration in the alaryngeal patient. Exp. 1/31/2016

Transoral Laser Microsurgery for Head and Neck Cancer | *Michael L. Hinni, MD*

Ocl

Learn how transoral laser microresection (TLM), a CO2 laser-based surgical treatment, takes advantage of specialized endoscopic instruments, new concepts of transoral exposure and removal, and a deeper understanding of secondary intention healing in the upper aerodigestive tract. TLM performs transoral resection of cancers of the larynx, hypopharynx, oropharynx, and oral cavity. Exp. 3/31/2014

Laryngology/Bronchoesophagology

Building a Busy Laryngology Practice

Albert L. Merati, MD; C. Blake Simpson, MD

Ocl

Listen as two clinicians (with a combined 25 years of clinical laryngology practice at several varied locations) present both pearls and pitfalls of program and practice building in laryngology. Exp. 1/31/2015

Chronic Cough

Mona M. Abaza, MD; Catherine J. Rees, MD

Co

Review common components of chronic cough, including common etiologies, and learn how to use the information to evaluate a patient with a chronic cough. Exp. 4/1/2015

Chronic Cough: Hacking Up a Treatment Algorithm

Thomas L. Carroll, MD

Ocl

Chronic cough (CC) is often treated in a trial and error fashion by different specialists. This course offers a unifying understanding of the workup and treatment of CC. Exp. 1/31/2016

Endoscopic Microsurgical Techniques for Laryngeal Disease

Mark S. Courey, MD; Katherine C. Yung, MD

Ocl

Through didactic and case presentation formats, learn contemporary endoscopic microsurgical techniques for laryngeal disease. These techniques, which are based on an understanding of laryngeal pathophysiology, are relevant to clinical practice. They correlate with greater reliability and improvements in surgical outcomes. Exp. 1/31/2016

Laryngopharyngeal Reflux (second edition)

Jamie A. Koufman, MD

Ocl

Focus on advances in the diagnosis and treatment of laryngopharyngeal reflux (LPR), including new manometric and pH-monitoring systems; the proton pump inhibitors (a relatively new class of drugs); and laparoscopic fundoplication. Review the spectrum of the laryngeal manifestations and findings of LPR. Exp. 1/31/2016

New Lasers: Office and OR, Fiber Cutting and Pulsed Angiolsysis

Steven Zeitels, MD

Ocl

This course will provide a foundation and working knowledge of the 532nm pulsed-KTP, 585nm pulsed-dye (PDL), and Thulium lasers to enable the adoption of these technologies into his/her surgical armamentarium. Exp. 2/28/2016

Phonemicsurgery for Benign Pathology

Steven M. Zeitels, MD

Ocl

Familiarize yourself with fundamental concepts that dictate choices for surgical technique by reviewing the physiological principles outlined in this course. Exp. 3/31/2014

Phonosurgery: What to Do and What to Avoid, Laser and Cold Instruments

Jean J. Abitbol, MD

Ocl

Learn about refinements in surgical techniques that allow for enhanced selectivity regarding preferred surgical approaches and improved outcomes. Exp. 5/31/2014

Professional Singers: The Science and Art of Clinical Care

Robert Thayer Sataloff, MD

Ocl

Study a systematic approach to the problems of professional voice users. This course places special emphasis on unique aspects of historical, environmental, and physical factors that have a direct effect on vocal function. Learn about medical conditions outside of the head and neck that may be responsible for voice dysfunction. Exp. 6/29/2014

■ Online Education

Recognizing Neurological Voice Problems

Phillip C. Song, MD

Ocl

The objective of this case-based course is to present a variety of different neurological voice disorders and introduce a treatment algorithm when facing a particularly challenging vocal problem. These disorders are difficult because oftentimes the laryngeal anatomy is normal.

The practitioner must then learn to recognize specific voice and speech patterns and evaluate the function of the larynx in a variety of tasks.

Exp. 12/31/16

Reflux

Catherine J. Rees, MD, James David Garnett, MD

Co

This course will help identify the common symptoms associated with laryngopharyngeal reflux (LPR), select appropriate tests that would corroborate the diagnosis, evaluate the patient for the presence of significant pathology, and assess the efficacy of treatment in the presence of continued symptoms.

Exp. 11/18/2015

Technical Considerations: CO2 Laser Cordectomy of Early Glottic Cancer

Marc J. Remacle, MD, PhD, Abie Mendelsohn, MD

Ocl

Examine the practical issues surrounding laser cordotomy of early vocal fold cancers in order to bring this important treatment modality into your practice. Intraoperative video and images focus on the practical issues. Topics discussed include preoperative patient discussions, operative setup, laser surgical technique, orienting pathology specimens, perioperative medications, immediate postoperative observation requirements, postoperative surveillance challenges, and long-term functional expectations.

Exp. 12/31/16

The Office Dysphagia Consult: Diagnosis, Management, and Coding

Jonathan Aviv, MD

Ocl

The purpose of this course is to teach the otolaryngologist how to perform a variety of office-based procedures integral to the diagnosis and management of patients with dysphagia of multiple etiologies including acid reflux disease and stroke.

Exp. 10/31/2015

Transnasal Esophagoscopy

Kourosh Parham, MD, PhD

Ocl

Transnasal esophagoscopy is being rapidly integrated into the otolaryngologic practice as an effective diagnostic tool in the management of patients with laryngopharyngeal reflux or head and neck cancer. This course provides an updated review of the relevant otolaryngology and gastroenterology literatures.

Exp. 6/29/2014

Upper Airway Obstruction – Obstructing Laryngeal Cancer

Kevin Fung, MD, Rebecca Zener, MD

Co

This course reviews the approach, workup and acute management of the adult patient presenting with upper airway obstruction. Exp. 1/24/2016

Otology/Neurotology

Balance Problems in the Elderly

Stephen J. Wetmore, MD, MBA; David E. Eibling, MD; Col. (Ret.) Kim Gottshall, PhD, PT, ATC, USAR

Ocl

Learn to diagnose and treat the most common causes of dizziness and imbalance in the elderly including ataxia of the elderly, BPPV, cerebrovascular disease, and the affects of polypharmacy. Watch videos to explore a multidisciplinary approach to incorporating the skills of a physical therapist.

Exp. 1/31/2016

Bone-Anchored Hearing Devices: New Rehabilitative Options

John K. Niparko, MD

Ocl

Learn how bone-anchored, bone-conducted hearing implants may help patients for whom conventional amplification is ineffective. Exp. 1/31/2015

BPPV Management: Lateral, Posterior, and Conversions

Judith A. White, MD, PhD

Ocl

Become confident in performing positional testing for BPPV and instituting treatment for common and uncommon types of BPPV with a variety of therapeutic maneuvers.

Exp. 12/31/2014

Cochlear Implants in Children and Adults

Thomas J. Balkany, MD

Ocl

Review cochlear implantation from the basics to the latest surgical and technological developments for residents and experienced CI surgeons. These include changing criteria for implantation, imaging of the cochlear nerve, new surgical techniques, and tips to avoid complications. Bilateral implantation of children and adults and hybrid cochlear implants is described.

Exp. 6/29/2014

Culturally Competent Care of the DEAF, dEAF, and Hard of Hearing Population

Phyllis Bergeron Bouvier, MD

Ocl

Culturally competent care for people with hearing loss revolves around the steps required to ensure that patients have access to appropriate care and to treatment and prevention of disease. Exp. 1/31/2015

Current Perspectives on Auditory Processing Disorders

Jennifer Shinn, PhD

Ocl

Auditory processing disorders (APD) may be defined as a deficit in the efficiency and effectiveness by which the CNS processes auditory information. This course will focus on pathophysiology of auditory processing, as well as the principals behind diagnosis of APD. Exp. 4/30/2016

■ Online Education

Current Trends in the Management of SSSL

David S. Haynes, MD

Ocl

The course will go over different management strategies as explored in the literature and compare those strategies with current treatment. The course will discuss the weakness in the design of the older studies that are still used for current management and the need for well designed prospective randomized clinical trials. Exp. 12/31/16

Chronic Otitis Media Surgery

William Luxford, MD

Ocl

This course will detail the techniques used for the management of chronic otitis media at the House Clinic. It will discuss outer versus under surface tympanic membrane grafting; ways to eliminate disease within the middle ear or mastoid and to obtain an air-containing middle ear space; and ossicular chain reconstruction to obtain a secure connection between the eardrum and the inner ear. Exp. 6/30/2013

Diagnostic Evaluation and Management of Acute Facial Palsy (second edition)

Alan G. Micco, MD

Ocl

Review the indications for and interpretation of electrical testing of the facial nerve. Exp. 6/29/2014

Dizziness in the Elderly

Maroun Semaan, MD

Co

This course is designed to provide the learner with a synopsis of how to evaluate a dizzy elderly patient. The learner at the conclusion of this course, should be able to provide a concise differential diagnosis of an elderly presenting with dizziness, order and interpret appropriate adjunctive tests and formulate a treatment and fall prevention plan. Exp. 1/31/2015

Ear Canal Obstruction

Kenneth W. Altman, MD, PhD; Karen M. Kost, MD, FRCSC; Mark K. Wax, MD

Ocl

Learn how to take a proper history when evaluating an ear canal obstruction, perform an optimal physical exam, generate a differential diagnosis for the ear canal blockage, and develop a treatment paradigm. Exp. 3/2/2014

Electrophysiology and Tinnitus

Abraham Shulman, MD, Michael E. Hoffer, MD, Captain, MC, USN

Ocl

Advances in the neuroscience of brain imaging, sensory physiology, auditory physiology, brain function, and tinnitus has provided the otolaryngologist and all tinnitus professionals methods for objectification of the subjective tinnitus complaint. This course will initially review the past and present experience with electrophysiologic markers for tinnitus of cochleovestibular function and will focus on two methods of objectification for the identification of electrophysiologic markers of tinnitus in brain. Exp. 12/31/16

Glomus Tumors and Skull Base Surgery

Jose N. Fayad, MD

Co

Discover how the use of high resolution computerized cranial tomography and magnetic resonance imaging has impacted the evaluation and surgical management of glomus tumors. Exp. 6/29/2014

Hearing Assessment

Sujana S. Chandrasekhar, MD; Alan G. Micco, MD

Ocl

Uncover the basics of an office-based hearing assessment. Exp. 3/13/2014

Mastoidectomy for the General Otolaryngologist

Rex S. Haberman, II, MD

Ocl

Learn about subtle and fine points that make a mastoidectomy easier to perform. Exp. 6/29/2014

Ménière's or Migraine: Similarities, Differences, Treatments

| *Jack J. Wazen, MD*

Ocl

Ménière's disease continues to be subject to misinterpretation, confusion and misdiagnosis, particularly as migraine-related vertigo is now more frequently diagnosed than in the past. Through case presentations, discover the basic criteria for diagnosing Ménière's vs. Migraine. Exp. 1/31/2016

Ossiculoplasty: Tympanosclerosis

Edwin M. Monsell, MD, PhD

Ocl

Learn how techniques of middle ear reconstruction have evolved continually in the modern era with the work of Wullstein and Zollner. Exp. 4/30/2015

Otalgia

Bradley W. Kesser, MD

Co

After completing this course, the learner will be able to enumerate a differential diagnosis of otalgia, narrow the differential diagnosis of otalgia with a directed history and physical examination, treat the more common causes of otalgia, and describe the concept of referred pain and its application to the ear. Exp. 11/1/2014

Pointers and Pitfalls in BAHA Surgery

Anders Tjellström, MD, PhD, D.Sc.hc

Ocl

Learn a step-by-step surgical schedule that aids in establishing osseointegration and avoiding preoperative and postoperative problems when treating a patient with bone anchored hearing aid. Exp. 1/31/2015

■ Online Education

Secrets of Canalith Repositioning in 20 Minutes

John C. Li, MD

Ocl

Review advanced concepts of cupulolithiasis and anterior and horizontal canal involvement in the treatment of benign positional vertigo.

Exp. 1/31/2015

Stertor, Stridor and Babies that Squeak A Practical Approach

Matthew T. Brigger, MD, MPH

Ocl

Study a framework to evaluate and manage children referred for noisy breathing in order to provide appropriate recommendations regarding the safety of a child's airway. The course is presented in a multimedia format that focuses on general principles with examples of specific diagnoses.

Exp. 1/31/2016

Sudden Sensorineural Hearing Loss: An Otologic Emergency? (second edition)

Sujana S. Chandrasekhar, MD, James E. Saunders, MD

Ocl

Review the appropriate workup for a patient presenting with sudden sensorineural hearing loss (SSNHL).

Exp. 1/31/2015

Surgical Management of Eustachian Tube Disorders (second edition)

Dennis S. Poe, MD, PhD

Ocl

Review recent developments in diagnostic methods, medical treatment, and updates in research on surgical therapy for chronic Eustachian tube dysfunction. Using slow-motion video techniques along with appropriate medical/surgical therapy, study endoscopic identification of pathology and pathophysiology within the cartilaginous Eustachian tube 'valve.'

Exp. 1/31/2016

Technique to Simplify Myringoplasty

Masaumi Sakagami, MD, PhD

Ocl

Simple underlay myringoplasty (SUM) has become widely adopted in Japan because of its simplicity and high success rate. Take this course to learn more about SUM.

Exp. 6/29/2014

Temporal Bone Cancer

Paul W. Gidley, MD

Ocl

Primary temporal bone tumors are rare; however, the temporal bone is frequently involved by tumors from the parotid gland, external ear, or periauricular skin. A number of different tumor types are found affecting the temporal bone, but the most common are squamous cell carcinoma, basal cell carcinoma, and adenoid cystic carcinoma.

Exp. 1/31/2015

Tinnitus

Adrien A. Eshraghi, MD, MSc

Co

Distinguish subjective and objective tinnitus and identify how it is associated with hearing loss. Walk through the evaluation and work-up of a patient with tinnitus and develop a working knowledge of medications that may be causing it. A discussion of the role of amplification, sound-based therapies, biofeedback, and cognitive therapy is also included.

Exp. 3/2/2014

Tinnitus: New Frontiers in Radiology and Brain Imaging

Abraham Shulman, MD; Michael E. Hoffer, MD

Ocl

Diagnosis and assessment of tinnitus is a challenge for practitioners, due to the subjective and variable symptoms. Take this course to examine the very latest imaging modalities as they apply to tinnitus.

The lessons learned from this lecture have a practical application for all of those who diagnose and treat tinnitus.

Exp. 1/31/2016

Tympanoplasty/Ossicular Reconstruction— some novel ideas?

Michael D. Seidman, MD; Eric M. Kraus, MD, MS

Ocl

Discover novel techniques to become more efficient and effective at ossicular reconstruction techniques (OCR). The techniques presented in this course help to improve surgical and hearing outcomes.

Exp. 1/31/2016

Pediatric Otolaryngology

An Introduction to VPI: Assessment and Management

J. Paul Willging, MD

Ocl

Gain an understanding of VPI, its etiology and appropriate treatment. A Speech Language Pathologist provides the knowledge base needed to recognize resonance problems and surgeons provide insight into the selection of patients and explanations of surgical procedures to correct VPI.

Exp. 12/31/2016

Autism and Asperger's for the Practicing Otolaryngologist

Scott R. Schoem, MD

Ocl

This course will provide the tools necessary to appreciate diagnostic and treatment issues for patients across the Autistic Spectrum Disorder (ASD) including the Asperger's diagnosis. Exp. 11/30/2016

Auditory Neuropathy Spectrum Disorder: Diagnosis and Management

Thierry Morlet, PhD; Dale A. Tylor, MD

Ocl

Are you still unsure of what Auditory Neuropathy Spectrum Disorder (ANSD) is? You're not alone. Learn how ANSD is diagnosed, managed, and treated.

Exp. 1/31/2015

Online Education

Chronic Rhinosinusitis in Children (second edition)

Fuad M. Baroody, MD; Hassan H. Ramadan, MD, MSc

Identify chronic rhinosinusitis (CRS) in children and become aware of the subtle differences between adult and pediatric CRS. Review treatment and surgical management options. Exp. 1/31/2016

Ocl

Chronic Sinusitis: Medical Management and Surgical Indications in Young Children

Anthony E. Magit, MD, Seth M. Pransky, MD

This course will emphasize the multi-factorial nature of sinusitis in young children and the need for a thorough medical evaluation prior to surgical intervention. The epidemiology and pathophysiology of sinusitis will be presented in addition to the logic behind surgical management of sinusitis in young children. Exp. 5/31/2014

Ocl

Classification, Diagnosis, and Management of Vascular Malformations

Lisa M. Buckmiller, MD

This course will teach otolaryngologists the correct terminology and classification of vascular malformations including lymphatic malformations, venous malformations, venular malformations, and arteriovenous malformations. Vascular malformations are not hemangiomas and correct management of these lesions relies on accurate diagnosis.

Exp. 2/29/2016

Ocl

Cleft Lip and Palate Overview

James D. Sidman, MD; Robert J. Tibesar, MD

Review fundamental knowledge of cleft lip and palate with an emphasis on clinical application. Identify genetic and epidemiologic factors of cleft lip and palate. Examine common problems encountered in the clinical management of cleft patients. Read about a multidisciplinary team approach to address these problems. Exp. 10/31/2014

Ocl

Differences in Managing Pediatric Thyroid Nodules/Cancer

Ken Kazahaya, MD, MBA, Andrew J. Bauer, MD

Proper surgical approach, individualized by risk and pre-operative staging, performed by experienced surgeons in a pediatric specific environment, is essential in our efforts to optimize care and reduce morbidity in children and adolescents with thyroid nodules and thyroid cancer. Listen as two experts discuss the differences in managing pediatric thyroid nodules/cancer. Exp. 12/31/2016

Ocl

Evaluation and Management of Congenital Aural Atresia

Bradley W. Kesser, MD

Study the audiological, anatomical/radiographic, and surgical issues surrounding aural atresia. Learn how to choose appropriate candidates for atresia surgery and the finer points of atresia surgery in a step-by-step fashion using intraoperative video. Complications of surgery, both short and long-term, and their management are reviewed. Habilitative options and a discussion of whether these children with unilateral atresia need amplification is also presented. Exp. 12/31/2016

Ocl

Evaluation and Management of Pediatric Aerodigestive Tract Foreign Bodies

Jeffrey P. Simons, MD

Examine the evaluation and management of aerodigestive tract foreign bodies. History and physical examination, radiologic studies, and endoscopic techniques for managing foreign bodies are reviewed. Otolaryngologists' role in the prevention of foreign body ingestion and aspiration is emphasized. Exp. 12/31/2016

Ocl

Indications for Tonsillectomy

Michele Carr, MD, DDS, MEd, PhD

This course discusses current indications for tonsillectomy, stresses the importance of obtaining a detailed history, outlines the proper tests that should be performed, and addresses the signs and symptoms consistent with obstructive sleep apnea in the pediatric population.

Exp. 10/3/2014

Ocl

Management of Congenital Cysts and Sinuses in the Head and Neck

Robert F. Yellon, MD

Understand the diagnosis and management of congenital cysts and sinuses in the head and neck. Specifically, examine the practical aspects of diagnosis including physical examination and imaging, as well as thorough detail of surgical technique. Exp. 4/30/2014

Ocl

Orbital Complication of Rhinosinusitis in Children

Patricia J. Yoon, MD; Mark May, MD

This interactive case scenario provides an algorithm for the evaluation and management of a child with suspected orbital spread of acute rhinosinusitis.

Exp. 11/29/2014

Co

Otoscopy Cholesteatoma Part 1

Daniel J. Kirse, MD

After completing this course, the learner will be able to identify elements of a normal ear exam and distinguish from a congenital cholesteatoma, discuss presenting symptoms of a congenital cholesteatoma, and identify the spectrum of subtypes of middle ear cholesteatomas.

Exp. 7/12/2015

Co

■ Online Education

Otoscopy Cholesteatoma Part 2

Daniel J. Kirse, MD

Co

After completing this course, the learner will be able to discuss the various etiologies of acquired cholesteatomas, describe the otoscopic findings of acquired cholesteatomas, and discuss the variety of presenting symptoms in a patient with an acquired cholesteatoma.

Exp. 7/12/2015

Pediatric Aerodigestive Tract Foreign Bodies

Patrick C. Barth, MD; James W. Schroeder, Jr., MD; Jeffrey P. Simons, MD

Co

Understand when an aerodigestive tract foreign body constitutes a medical emergency and when a consultation to a specialist for further evaluation and treatments as indicated.

Exp. 5/2/2015

Pediatric Dysphagia: A Multidisciplinary Approach

Deepak Mehta, FRCS, DLO

Ocl

This course will include both didactic presentation and case examples, with videos explaining the normal and abnormal pediatric swallowing process. The state of the art workup of dysphagia in children will be discussed, including various diagnostic studies. The role of the otolaryngologist in surgical and nonsurgical interventions will be highlighted.

Exp. 12/31/2016

Pediatric Sleep Apnea: What To Do after a T and A?

Charles M. Bower, MD

Ocl

Learn how to evaluate patients with residual OSA after tonsillectomy. A comprehensive review of medical and surgical options is presented along with the role of PSG.

Exp. 1/31/2016

Pediatric Stridor

Albert H. Park, MD, David Brown, MD

Co

This interactive course will provide an algorithm for the evaluation of the child with noisy breathing. The cases will review the differential diagnosis and common etiologies for airway obstruction, discuss the role of adjunct studies such as upper airway endoscopy and provide guidelines for referral.

Exp. 2/1/2015

Sensorineural Hearing Loss in Infants and Children

Margaret A. Kenna, MD, MPH

Ocl

Accurate and timely diagnosis of sensorineural hearing loss (SNHL) and verification of progression can be a challenge, and the etiologies of the SNHL are often unclear. Take this course to learn how to overcome these difficulties.

Exp. 6/29/2014

Stridor and the Pediatric Larynx (second edition)

Anthony E. Magit, MD

Ocl

Learn how to appropriately manage an infant or child with stridor while overcoming the different challenges presented by the various etiologies of the airway abnormality.

Exp. 6/29/2014

The Management of Hemangiomas

Milton Waner, MD, MB, BCh(Wits), FCS(SA)

Ocl

Find out about a new set of guidelines for the management of hemangiomas, now that evidence has confirmed they are stem cell tumors.

Exp. 1/31/2015

Tympanostomy Tubes:

AAO-HNSF Clinical Practice Guideline

Richard M. Rosenfeld, MD, MPH

Ocl

Learn about the key recommendations from the new AAO-HNS guideline on tympanostomy tubes which was developed by a multidisciplinary panel using methodology consistent with current Institute of Medicine standards. The course emphasizes surgical indications, caregiver education, management of tube otorrhea, use of water precautions, and special considerations for children who are at risk for developmental delays.

Exp. 12/31/2016

Rhinology/Allergy

My Approach to the Difficult Sinus Patient

Berrylin J. Ferguson, MD

Ocl

A difficult patient can be difficult because of a wide range of factors. Most commonly the difficulty is the patient himself due to issues such as communication problems, anxiety, noncompliance, etc. Challenges in treating the patient with a difficult disease, and how a suboptimal system or setting can make care difficult will be discussed.

Exp. 1/31/2016

Chronic Rhinosinusitis

Richard R. Orlandi, MD

Co

Differentiate between chronic rhinosinusitis and acute rhinosinusitis. Identify the impact, anatomy, etiology and effective treatments for chronic rhinosinusitis.

Exp. 7/24/2014

Endoscopic Sinus Surgery: Primary and Revision

Barry Schaitkin, MD

Ocl

Endoscopic sinus surgery is presented as a surgical discipline with a practical, minimally invasive, replicable anatomic progression for the primary endoscopic sinus operation.

Exp. 4/30/2014

■ Online Education

Essentials of Rib Cartilage Harvest for Septorhinoplasty

Marcus W. Moody, MD

Add rib cartilage harvest to your skill set. Emphasis is placed on safe and minimally invasive harvest and basic principles in rib cartilage utilization.
Exp. 12/31/16

Ocl

Five New Landmarks to Make You a Better Sinus Surgeon

Ralph B. Metson, MD

This course presents five new landmarks to assist sinus surgeons as they navigate the maze of sinonasal anatomy: 1) the maxillary line, 2) the frontal OMC, 3) the sphenothmoid angle, 4) the frontal wishbone, and 5) the Canary Island sign.
Exp. 1/31/2016

Ocl

Frontiers in Postoperative Care after Endoscopic Sinus Surgery (second edition)

Rakesh K. Chandra, MD

Learn about the advantages (and possible shortcomings) of using debridement to prevent scar formation and reestablish mucociliary clearance during the mucosal recovery phase of endoscopic sinus surgery (ESS).
Exp. 2/28/2014

Ocl

General Exam of the Nose

Rakesh K. Chandra, MD; Suman Golla, MD

Explore a guide to performing a thorough nasal examination, including obtaining information from the patient and performing internal and external nasal exams.
Exp. 7/24/2014

Co

Managing Allergies by Controlling the Environment

William R. Reisacher, MD

Initial management of allergy patients requires specific environmental control strategies to decrease their exposure to the specific inhalant allergens that cause their symptoms. Learn about these strategies in this course.
Exp. 3/31/2015

Ocl

Management of Allergy Emergencies and Anaphylaxis

John H. Krouse, MD, PhD

This course reviews the process of recognition, diagnosis, pathophysiology, and treatment of anaphylaxis in the clinical setting. It examines risk factors that increase the likelihood of a patient experiencing an anaphylactic episode and will provide clinical signs and symptoms to help differentiate anaphylaxis from other patient responses with which it might be confused (e.g., vasovagal episodes).
Exp. 12/31/16

Cf

Medical Strategies for Treatment of Refractory Sinusitis

Pete S. Batra, MD

There are currently no FDA approved treatments for the management of refractory sinusitis. Improve your understanding of the pathophysiology of the disease process to assess whether novel therapies will be helpful.
Exp. 2/28/2014

Ocl

Minimally Invasive Pituitary Surgery (MIPS) Second Edition

Brent A. Senior, MD

With the advent of endoscopic sinus surgery, minimally invasive endoscopic approaches to the pituitary are becoming widely used. Learn about the transnasal transsphenoidal approach to pituitary neoplasms.
Exp. 1/31/2015

Ocl

Modified Quantitative Testing: A New Approach to Allergy Skin Testing

John H. Krouse MD, PhD

This course will present a current approach to testing for inhalant allergy. This approach has become popular in the past four years, and is used by a wide range of private and academic practices. Allergy management is of increasing importance in otolaryngology, and time- and cost-effective strategies for diagnosis and treatment are essential.
Exp. 6/30/2016

Ocl

Otolaryngic Allergy—How To Do It: Update 2010—Part 1

Jane Dixon, MBA

Review the basics of allergy testing from taking the patient's history through mixing the testing and treatment set.
Exp. 5/31/2014

Ocl

Otolaryngic Allergy—How To Do It: Update 2010—Part 2

Jane Dixon, MBA

Study the methods of allergy treatment.
Exp. 5/31/2014

Ocl

CT Imaging & Radiation Risk

Donald Lanza, MD, MS

This course will review relevant sinus anatomy and disease by case presentation of CT/ MRI scans. Radiation safety as it pertains to rhinology and skull base surgery and the differences between cone beam CT and traditional spiral CT are discussed.
Exp. 11/30/2015

Ocl

■ Online Education

Sinus Headache, Migraine, and the Otolaryngologist

Mark Mehle, MD

“Sinus headache” is a common complaint in the otolaryngology office. Recent literature has shown that the majority of patients with this complaint satisfy the diagnostic criteria for migraine. This course presents an overview of the sinus headache literature, with emphasis on the incidence, identification, and treatment of migraine headache for the otolaryngologist.

Exp. 2/28/2016

Ocl

Surgical Anatomy of the Paranasal Sinuses

Brent A. Senior, MD

Do you find it difficult to negotiate the “alphabet soup” of the sinuses? Take this course to review terminology, particularly pertaining to the region of the frontal recess and the sphenoid.

Exp. 2/28/2015

Ocl

Treatment of Sinusitis with Integrative East-West Medicine

Marilene B. Wang, MD; Chau T. Nguyen, MD; Malcolm B. Taw, MD

This course will introduce otolaryngologists to acupuncture and traditional Chinese medicine in the management of the difficult-to-treat chronic sinusitis patient. We will present results of our pilot study utilizing an integrative East-West medicine approach, which shows promising potential for treatment of recalcitrant sinusitis.

Exp. 12/31/16

Ocl

Understanding Olfactory Disorders (second edition)

Eric H. Holbrook, MD; Donald A. Leopold, MD

Discover how to overcome the diagnostic, prognostic, and therapeutic dilemma of disorders of olfaction.

Exp. 12/31/2014

Ocl

Up-to-Date Management of Recalcitrant Sinonasal Polyposis

Steven D. Pletcher, MD

Discover a practical approach to the medical and surgical treatment of chronic sinusitis with nasal polyposis. Study techniques to maximize efficacy, limit complications, and enhance postoperative management. Learn about maintenance therapy and treatment of exacerbations.

Exp. 1/31/2016

Ocl

Sleep Medicine

Sleep Study Evaluation: More Than an RDI

Lee M. Shangold, MD

Obstructive sleep apnea (OSA) is an independent risk factor for hypertension, diabetes, heart attack, and stroke. It is incumbent upon otolaryngologists, as the arbiters of the upper airway, to appropriately diagnose and treat this disorder. Take this course to gain a comprehensive understanding of sleep studies.

Exp. 1/31/2015

Ocl

■ Online Education

19

Pws

Pediatric OTO
Webinar Series

2014 Pediatric Otolaryngology Webinar Series

AAO-HNSF and American Society of Pediatric Otolaryngology (ASPO) are cosponsoring a series of webinars focused on pertinent pediatric otolaryngologic topics relevant to the practicing pediatric otolaryngologist. **These 10 webinars** will be presented by expert faculty in the field. The webinars will be presented in high definition audio and video and are conveniently archived for ongoing viewing.

Outcome objectives for the webinar series include the ability to:

- Evaluate the pathogenesis of a variety of pediatric diseases
- Employ evidence-based medical treatment options for a variety of pediatric diseases
- Compare the surgical options available for a variety of pediatric diseases
- Analyze the complications associated with the treatment options available for a variety of pediatric diseases



A total of **10 AMA PRA Category 1 credits™** are available for viewing the entire webinar series. Each one-hour webinar awards **one AMA PRA Category 1 credit™** upon passing the post-test and completing the evaluation.

**AAO-HNSF
MEMBER
DISCOUNT**

Tuition for registering for entire webinar series:	Individual Webinars may be purchased as well:
AAO-HNSF or ASPO members only \$695	AAO-HNSF or ASPO members only \$75
Both AAO-HNSF & ASPO members \$550	Both AAO-HNSF & ASPO members \$60
Non members \$850	Non members \$90

To Register, Visit: <http://www.aspo-cme.us>

**10 NEW
WEBINAR
COURSES
FOR YOU**

2014 Pediatric Otolaryngology Continuing Education Webinar Series


Register for the webinar series at
www.aspo-cme.us.

PROGRAM

Ten prominent pediatric otolaryngology experts have been chosen as faculty for the 2014 series

January	Charles Bluestone, MD	Impact of Human Evolution on Certain ENT Diseases and Disorders of Children
February	Reza Rehbar, MD	Choking and Aspiration in Children: Evaluation and Management
March	Rodney Lusk, MD	Social Media – A Blessing or a Curse for the Otolaryngologist?
April	Christopher Post, MD	Genetics & Pediatric Otolaryngology: 2014 Update
May	John Maddalozza, MD	Head and Neck Masses in the Pediatric Population
July	Rahul Shah, MD	Quality and Safety in Surgery: How to Become a Better Surgeon
August	Judith Lieu, MD	Unilateral Hearing Loss in Children
September	Karen Zur, MD, MPH	Evaluation and Management of Neurogenic Dysphonia in the Pediatric Population
October	Norman Friedman, MD	Pediatric Sleep Medicine 2014: A Roundtable Discussion Norman Friedman (Moderator) Scott Brietzke, Susan Garetz and Stacey Ishman (Panelists)
November	Dan Kirse, MD	Caustic Ingestion

**CME
Credit**
Earn up to 10.0
AMA PRA
Category 1
Credits™



Core Otolaryngology and Practice Management Education Committee (COPMEC)

Brendan C. Stack, Jr., MD – CHAIR

Manali Amin, MD
Reginald F. Baugh, MD
Scott E. Brietzke, MD, MPH
David J. Brown, MD
Vasu Divi, MD
Roger W. Farmer, MD
Eric M. Gessler, MD
Christopher Gouveia, MD
David M. Jakubowicz, MD
Anita S. Jeyakumar, MD, MS
Ana H. Kim, MD
Charles F. Koopmann, Jr., MD, MHSA
H Baltzer LeJeune, MD
Johnathan D. McGinn, MD
Mark E. Prince, MD
Christopher H. Rassekh, MD
Elie E. Rebeiz, MD
Aaron K. Remenschneider, MD
Rahul K. Shah, MD
Nina L. Shapiro, MD
Edward J. Shin, MD
Lawrence M. Simon, MD
Richard W. Waguespack, MD
Mark A. Zacharek, MD

Facial Plastic and Reconstructive Surgery Education Committee (FPRSEC)

J. Randall Jordan, MD – CHAIR

Patrick C. Angelos, MD
Jose E. Barrera, MD
Todd M. Brickman, MD
Anthony E. Brissett, MD
Paul J. Carniol, MD
Scott R. Chaiet, MD
John J. Chi, MD
Benjamin W. Cilento, MD
Robert W. Dolan, MD
Fred G. Fedok, MD
Rebecca Fraioli, MD
Suzanne Kim Doud Galli, MD, PhD
Theresa A. Hadlock, MD
Clinton D. Humphrey, MD
Andrea Jarchow, MD
Robert M. Kellman, MD
Maurice M. Khosh, MD
Kate E. McCarn, MD
Donna J. Millay, MD
Steven Ross Mobley, MD
Eunice E. Park, MD, MPH
Stephen S. Park, MD
Edmund A. Pribitkin, MD
John S. Rhee, MD, MPH
Neil Tanna, MD
Sherard A. Tatum, III, MD
Travis T. Tollefson, MD, MPH
Ivan Wayne, MD

General Otolaryngology Education Committee (GOEC)

Karen T. Pitman, MD – CHAIR

Steven S. Ball, MD
Matthew L. Carlson, MD
Robert H. Chun, MD
James I. Cohen, MD, PhD
Sam J. Daniel, MD, FRCS
Lauren C. Anderson de Moreno, MD
Anand K. Devaiah, MD
Kevin Fung, MD, FRCS(C)
Stacey T. Gray, MD
Meir D. Hershcovitch, MD
Amy Clark Hessel, MD
Kanwar S. Kelley, MD, JD
Phillip S. LoSavio, MD
Ian K. McLeod, MD
Charles E. Morgan, MD, DMD
Allan M. Rubin, MD, PhD
Jeffrey J. Stanley, MD
Minka L. Schofield, MD
Rodney J. Taylor, MD, MSPH
Erich P. Voigt, MD
Preston D. Ward, MD
Robert A. Weatherly, MD
B. Tucker Woodson, MD
Phillip E. Zapanta, MD
Michael Zoller, MD

Head and Neck Surgery Education Committee (HNSEC)

Richard V. Smith, MD – CHAIR

Gregory J. Artz, MD
Benoit J. Gosselin, MD
Christian Hasney, MD
Chase Heaton, MD
Benjamin L. Judson, MD
Samir Khariwala, MD
Dennis H. Kraus, MD
Greg Krempf, MD
Alexander Langerman, MD
Stephen Y. Lai, MD, PhD
Ted H. Leem
Derrick T. Lin, MD
Kelly Michele Malloy, MD
Oleg N. Militikh, MD
Matthew C. Miller, MD
Michael G. Moore, MD
Matthew O. Old, MD
Urjeet Patel, MD
Yash J. Patil, MD
Mark E. Prince, MD
Liana Puscas, MD
Jeremy D. Richmon, MD
Joseph Scharpf, MD
Bradley Schiff, MD
Yelizaveta Shnyder, MD
Alfred A. Simental, Jr, MD
Bhuvanesh Singh, MD, PhD
Joseph C. Sniezek, MD
Steven M. Sperry, MD
Michael E. Stadler, MD
Jeffrey S. Wolf, MD
John W. Werning, MD, DMD

Laryngology and Bronchoesophagology Education Committee (LBEC)

Catherine R. Lintzenich, MD – CHAIR

Mona M. Abaza, MD
Lee M. Akst, MD
Kenneth W. Altman, MD, PhD
James A. Burns, MD
Thomas L. Carroll, MD
Neil N. Chheda, MD
Edward J. Damrose, MD
Brad W. de Silva, MD
Ellen S. Deutsch, MD
Kevin Fung, MD, FRCS(C), FACS
Alexander H. Gelbard, MD
Amanda C. Hu, MD
Romaine F. Johnson, MD
Katherine A. Kendall, MD
Priya D. Krishna, MD
Claudio F. Milstein, PhD
Matthew C. Mori, MD
Michele P. Morrison, DO
Robert H. Ossoff, DMD, MD
Noah P. Parker, MD
Linnea Peterson, MD
Kristina W. Rosbe, MD
David E. Rosow, MD
Maya G. Sardesai, MD, Med
Chih-Kwang Sung, MD
Robert F. Ward, MD
Gayle E. Woodson, MD

Otology and Neurotology Education Committee (ONEC)

Bradley W. Kesser, MD – CHAIR

Simon I. Angeli, MD
Seilesh Babu, MD
David M. Barrs, MD
Marc L. Bennett, MD
Matthew Carfrae, MD
Daniel H. Coelho, MD
James V. Crawford, MD
Calhoun D. Cunningham, III, MD
Jennifer Derebery, MD
John C. Goddard, MD
Richard K. Gurgel, MD
David S. Haynes, MD
Brandon Isaacson, MD
Darius Kohan, MD
John P. Leonetti, MD
Cliff A. Megerian, MD
Blake C. Papsin, MD, FRCS
Bradley P. Pickett, MD
Mindy Rabinowitz, MD
J Thomas Roland, Jr, MD
Maroun Semaan, MD
George Wanna, MD
Cameron C. Wick, MD
Erika A. Woodson, MD
Daniel M. Zeitler, MD

Pediatric Otolaryngology Education Committee (POEC)

Kenny H. Chan, MD – CHAIR

Carlos Gonzalez Aquino, MD
Cristina Baldassari, MD
Matthew T. Brigger, MD
Lisa M. Buckmiller, MD
Eunice Y. Chen, MD, PhD
Sukgi S. Choi, MD
Robert H. Chun, MD
William O. Collins, MD
Nira A. Goldstein, MD
Johannes Fredrik Grimmer, MD
Stacey L. Ishman, MD
Anita S. Jeyakumar, MD, MS
Liane Barbara Johnson, MD, FRCS(C)
Daniel J. Kirse, MD
Shelby C. Leuin, MD
Joshua M. Levy, MD
R Christopher Miyamoto, MD
Kevin D. Pereira, MD, MS
Diego A. Preciado, MD, PhD
Jeffrey C. Rastatter, MD
Luke J. Schloegel, MD
Andrew R. Scott, MD
Marc C. Thorne, MD
David R White, MD
Patricia J. Yoon, MD
Carlton J. Zdanski, MD

Rhinology and Allergy Education Committee (RAEC)

Brent A. Senior, MD – CHAIR

Fuad M. Baroody, MD
Pete S. Batra, MD
Benjamin Saul Bleier, MD
John D. Burgoyne, MD
Rakesh K. Chandra, MD
Felix W K Chu, MD
Christopher A. Church, MD
Samer Fakhri, MD, FRCS(C)
Adam J. Folbe, MD
David R. Friedmann, MD
Parul Goyal, MD, MBA
Stacey T. Gray, MD
Oswaldo A. Henriquez, MD
Ashutosh Kacker, MD
Esther Kim, MD
Devyani Lal, MD
Annie S. Lee, MD
Jivianne Lee, MD
Stella Lee, MD
Amber U. Luong, MD, PhD
Li-Xing Man, MSc MD
Peter Manes, MD
Zara M. Patel, MD
Maria T Pena, MD
David Poetker, MD, MA
Allen M. Seiden, MD
Wade Swenson, MD

WHAT TO EXPECT

- EXCEPTIONAL EDUCATION OFFERINGS
- RENOWNED EXPERTS
- PROFESSIONAL NETWORKING
- LATEST EVIDENCE-BASED INFORMATION

AAO-HNSF ANNUAL MEETING & OTO EXPOSM

2014 SEPTEMBER

2014 21-24
2014 ORLANDO, FL

GOING GREEN IN 2014!

WITH ALL NEW EASY TO USE
DIGITAL FINAL PROGRAM,
SIGNAGE, AND MOBILE APP



ORANGE COUNTY CONVENTION CENTER
LEED Certified, Best in Service

“A TOUR DE FORCE AS USUAL.
Helped me apply most current
clinical recommendations to
patient care.”



2013 ANNUAL MEETING & OTO EXPOSM

ORLANDO WAS RECENTLY
RANKED THE NO. 3 DESTINATION
FOR MEDICAL MEETINGS BY THE
HEALTHCARE CONVENTION &
EXHIBITORS ASSOCIATION

WWW.ENTNET.ORG/ANNUAL_MEETING



AMERICAN ACADEMY OF
OTOLARYNGOLOGY-
HEAD AND NECK SURGERY

FOUNDATION

EMPOWERING PHYSICIANS TO DELIVER THE BEST PATIENT CARE

1650 Diagonal Road, Alexandria, Virginia 22314-2857 U.S.A.
1-703-836-4444 1-703-683-5100 fax www.entnet.org