

2011 Section for Residents and Fellows-in-Training (SRF) Survey



1. What is your age?

		Response Percent	Response Count
Less than 25		0.3%	1
25-29		33.1%	113
30-33		45.5%	155
34-37		10.3%	35
38+		10.9%	37
		answered question	341
		skipped question	6

2. What is your gender?

		Response Percent	Response Count
Male		70.3%	242
Female		29.7%	102
		answered question	344
		skipped question	3

3. What is your current level of training as of June 2011?

		Response Percent	Response Count
Intern / PGY1		12.2%	41
PGY 2 or 3		34.7%	117
PGY 4 or 5		36.8%	124
PGY 6 or greater		5.0%	17
Fellow		11.3%	38
answered question			337
skipped question			10





4. Please select the region in which you live:

		Response Percent	Response Count
New England (CT, MA, ME, NH, RI, VT)		2.4%	8
Mid Atlantic (DE, NJ, NY, PA)		19.5%	65
South Atlantic (DC, FL, GA, MD, NC, SC, VA, WV)		15.3%	51
South Central (AL, AR, KY, LA, MS, OK, TN, TX)		19.8%	66
North Central (IA, IL, IN, KS, MI, MN, MO, ND, NE, OH, SD, WI)		26.7%	89
Mountain (AZ, CO, ID, MT, NM, NV, UT, WY)		4.8%	16
Pacific (CA, HI, OR, WA, AK)		11.4%	38
answered question			333
skipped question			14





5. Please indicate your training in each of the following clinical areas:

	Relatively inadequate	Just right	Relatively too much	Rating Average	Response Count
Otology/Neurotology	23.4% (67)	73.1% (209)	3.5% (10)	1.80	286
Allergy	56.3% (160)	42.3% (120)	1.4% (4)	1.45	284
Rhinology	12.6% (36)	84.6% (241)	2.8% (8)	1.90	285
Laryngology	26.0% (74)	71.6% (204)	2.5% (7)	1.76	285
Facial Plastic and Reconstructive Surgery – Cosmetics	42.5% (121)	55.4% (158)	2.1% (6)	1.60	285
Facial Plastic and Reconstructive Surgery – Reconstruction	18.0% (51)	76.8% (218)	5.3% (15)	1.87	284
Pediatrics	13.0% (37)	77.2% (220)	9.8% (28)	1.97	285
Head and Neck Surgery	6.0% (17)	66.7% (190)	27.4% (78)	2.21	285
Skull Base Surgery	37.8% (109)	58.7% (169)	3.5% (10)	1.66	288
Sleep	42.8% (121)	55.8% (158)	1.4% (4)	1.59	283
Geriatrics	32.7% (93)	64.4% (183)	2.8% (8)	1.70	284
answered question					288
skipped question					59





6. Do you feel that the inservice exam is representative of what residents should know about our specialty?

		Response Percent	Response Count
Very representative		4.5%	13
Mostly representative		40.8%	117
Slightly representative		39.7%	114
Not representative		15.0%	43
answered question			287
skipped question			60




7. How much dedicated research time do you have during your residency?

		Response Percent	Response Count
None		11.3%	32
1-3 months		41.2%	117
4-6 months		39.8%	113
More than 6 months		7.7%	22
answered question			284
skipped question			63

8. What do you feel is the minimum amount of dedicated research time needed to complete a research project during residency?

		Response Percent	Response Count
None		1.4%	4
1-3 months		29.7%	85
4-6 months		51.4%	147
More than 6 months		17.5%	50
answered question			286
skipped question			61

9. When residents in your program take primary or first call, where do they take call from?

		Response Percent	Response Count
In-house call		23.5%	67
Home call		63.5%	181
A mix of both		13.0%	37
answered question			285
skipped question			62


10. On primary home call, how often do you need to return to the hospital between midnight and morning rounds?

		Response Percent	Response Count
Always/frequently (66-100%)		18.7%	53
Sometimes (33-66%)		55.5%	157
Rarely/never (0-33%)		10.6%	30
No home call		15.2%	43
answered question			283
skipped question			64






11. On primary home call, how many hours of sleep do you average a night?

		Response Percent	Response Count
0-2 hours		1.1%	3
2-4 hours		29.1%	82
4-6 hours		49.3%	139
6-8 hours		6.7%	19
8+ hours		0.4%	1
No home call		13.5%	38
answered question			282
skipped question			65

12. Do you moonlight?

		Response Percent	Response Count
Yes		8.0%	23
No		92.0%	263
answered question			286
skipped question			61












13. How would you describe your department's financial support for residents to present their research at a conference?

		Response Percent	Response Count
Complete support		25.2%	72
Very strong support		38.8%	111
Some support		25.9%	74
Inadequate support		8.7%	25
No support		1.4%	4
answered question			286
skipped question			61

14. My internship year prepared me well for my otolaryngology-head and neck surgery residency in the following areas:

	Strongly Agree	Agree	Disagree	Strongly Disagree	Rating Average	Response Count
Surgical skills	13.7% (39)	47.4% (135)	30.5% (87)	8.4% (24)	2.34	285
Nonsurgical skills (ICU and routine hospital care, clinical medicine, handling call)	40.4% (115)	56.1% (160)	2.5% (7)	1.1% (3)	1.64	285
answered question						286
skipped question						61






15. From your experience, which do you feel are the most important internship (PGY-1) rotations for residents entering an otolaryngology training program? (please choose up to 5)

		Response Percent	Response Count
Anesthesia		60.6%	172
Emergency Medicine		24.6%	70
General Surgery		52.5%	149
General Medicine		6.0%	17
Neurosurgery		40.5%	115
Ophthalmology		4.9%	14
Otolaryngology		84.5%	240
Pathology - Head and Neck Surgery		9.5%	27
Pediatric Surgery		16.2%	46
Plastic Surgery		57.0%	162
Radiology - Head and Neck Surgery		28.9%	82
Trauma/Critical Care		64.8%	184
answered question			284
skipped question			63






16. If not part of your training, are there important intern (PGY-1) rotations you feel were lacking from your program? (please choose up to 5)

		Response Percent	Response Count
Anesthesia		5.9%	14
Emergency Medicine		2.1%	5
General Surgery		0.8%	2
General Medicine		3.3%	8
Neurosurgery		4.6%	11
Ophthalmology		40.2%	96
Otolaryngology		4.2%	10
Pathology - Head and Neck Surgery		46.4%	111
Pediatric Surgery		6.3%	15
Plastic Surgery		16.3%	39
Radiology - Head and Neck Surgery		68.2%	163
Trauma/Critical Care		9.6%	23
		answered question	239
		skipped question	108



17. How would you describe your department's financial support for residents for educational resources such as text books, digital/electronic resources, subscriptions, meeting attendance, research presentations, etc. ?

		Response Percent	Response Count
Complete support		11.0%	31
Very strong support		32.3%	91
Some support		36.2%	102
Inadequate support		18.4%	52
No support		2.1%	6
answered question			282
skipped question			65



18. How much is your yearly stipend for text books, digital/electronic resources, subscriptions, meeting attendance, research presentations, etc. ?

		Response Percent	Response Count
Approx \$100		21.2%	58
Approx \$200		11.7%	32
Approx \$300		17.5%	48
\$500		23.0%	63
\$1000		26.6%	73
answered question			274
skipped question			73








19. Does your program purchase loupes?

		Response Percent	Response Count
Yes		18.6%	53
No		81.4%	232
answered question			285
skipped question			62







20. Do you routinely use loupes?

		Response Percent	Response Count
Yes		68.1%	194
No		31.9%	91
answered question			285
skipped question			62





21. How do you prefer to learn new information?

		Response Percent	Response Count
Hard copy text books		46.7%	133
E-textbooks (or electronic access for Otolaryngology texts)		24.2%	69
Mobile Devices		1.1%	3
Online Education		3.5%	10
Home Study Course		1.1%	3
Simulation/Hands-on Experience		19.3%	55
Attend Meetings		4.2%	12
answered question			285
skipped question			62



22. How do you prefer to prepare for Board Exam?

		Response Percent	Response Count
Hard copy text books		59.3%	169
E-textbooks (or electronic access for Otolaryngology texts) Mobile Devices		18.2%	52
Online Education		9.8%	28
Home Study Course		8.4%	24
Simulation/Hands-on Experience		3.2%	9
Attend Meetings		1.1%	3
answered question			285
skipped question			62

23. Does your program pay for attendance at meetings, such as the AAO-HNSF Annual Meeting and OTO EXPO?

		Response Percent	Response Count
Yes		13.7%	39
Yes, if I present an oral presentation		19.4%	55
Yes, if I present a poster or an oral presentation		57.4%	163
No		9.5%	27
answered question			284
skipped question			63

24. Does your program require participation in the AAO-HNSF Home Study Course?

		Response Percent	Response Count
Yes		79.6%	227
No		20.4%	58
answered question			285
skipped question			62

25. What one resource could AAO-HNSF provide that could help you the most during your residency?

	Response Count
	150
answered question	150
skipped question	197




26. For the class of 2011, will the ABOto exam dates (September 23, 2011) impact your decision to attend the AAO-HNSF Annual Meeting and OTO EXPO in San Francisco, September 11-14, 2011?

		Response Percent	Response Count
No impact		15.5%	43
Some impact		5.8%	16
Do not plan on attending due to ABOto exam		9.4%	26
Did not plan to attend either way		2.9%	8
Not in class of 2011		66.5%	185
answered question			278
skipped question			69







27. Do you have formal mentorship program?

		Response Percent	Response Count
Yes		45.4%	129
No		54.6%	155
answered question			284
skipped question			63







28. How useful do you believe a formal mentorship program is for your training?

		Response Percent	Response Count
Not useful		12.9%	35
Somewhat useful		54.6%	148
Very useful		32.5%	88
answered question			271
skipped question			76






29. Who do you ask for career/life advice? (select as many as applicable)

		Response Percent	Response Count
Chair		39.9%	113
Program director		47.7%	135
Other faculty		77.0%	218
Fellows/ senior residents		78.1%	221
Non-otolaryngologists outside the institution		19.8%	56
Otolaryngologists outside the institution		37.1%	105
answered question			283
skipped question			64




30. Which person is most helpful for to ask for career/life advice? (select one)

		Response Percent	Response Count
Chair		10.0%	28
Program director		16.0%	45
Other faculty		33.8%	95
Fellows/ senior residents		26.3%	74
Non-otolaryngologists outside the institution		3.2%	9
Otolaryngologists outside the institution		10.7%	30
answered question			281
skipped question			66







31. Did you have to take time off during residency?

		Response Percent	Response Count
Personal injury		0.0%	0
Pregnancy		15.8%	9
Paternity leave		35.1%	20
Physical illness		19.3%	11
Mental illness		0.0%	0
Family Emergency		33.3%	19
Care of ill child or parent		3.5%	2
Other (please specify)			14
answered question			57
skipped question			290








32. Have you ever felt discriminated against at your residency?

		Response Percent	Response Count
No discrimination		87.6%	248
Somewhat discrimination		11.3%	32
Severe discrimination		1.1%	3
answered question			283
skipped question			64








33. If so, how were you able to address it?

		Response Percent	Response Count
Unable to address		7.7%	18
Not important enough to address		4.7%	11
Went to program director		3.0%	7
Office of diversity/equity		0.4%	1
Went to chair		0.9%	2
Went to dean		0.0%	0
Not discriminated against		83.4%	196
answered question			235
skipped question			112







34. How many years of full-time basic or clinical research did you complete during medical school?

		Response Percent	Response Count
None		44.7%	127
Less than 1 year		39.4%	112
1		12.7%	36
2		0.7%	2
3		0.4%	1
4		1.4%	4
5		0.7%	2
answered question			284
skipped question			63



35. How many years of full-time basic or clinical research did you complete between medical school and residency?

		Response Percent	Response Count
None		81.6%	230
Less than 1 year		8.9%	25
1		5.0%	14
2		1.8%	5
3		1.1%	3
4		0.7%	2
5		1.1%	3
answered question			282
skipped question			65



36. How many years of full-time basic or clinical research have you completed (or will complete) during residency?

		Response Percent	Response Count
None		31.8%	90
Less than 1 year		56.5%	160
1		6.4%	18
2		4.6%	13
3		0.4%	1
4		0.4%	1
5		0.0%	0
answered question			283
skipped question			64



37. Was your full-time research part of a Masters program?

		Response Percent	Response Count
Yes		7.2%	18
No		92.8%	233
answered question			251
skipped question			96



38. Was your full-time research part of a PhD program?

		Response Percent	Response Count
Yes		3.1%	8
No		96.9%	247
answered question			255
skipped question			92

39. Was your full-time research part of a training grant?

		Response Percent	Response Count
Yes		19.4%	49
No		80.6%	204
answered question			253
skipped question			94




40. Are you a Principal Investigator on a grant?

		Response Percent	Response Count
Yes		13.8%	37
No		86.2%	231
answered question			268
skipped question			79





41. How many hours per week (on average) do you spend participating in research (basic or clinical) during clinical rotations in residency?

	Response Count
	243
answered question	243
skipped question	104











42. Are you interested in pursuing research once you are finished with your clinical training?

		Response Percent	Response Count
Not interested		29.1%	83
Somewhat interested		49.8%	142
Very interested		21.1%	60
	answered question		285
	skipped question		62








43. What practice setting do you currently plan to pursue?

		Response Percent	Response Count
Private practice		44.9%	124
Academic		46.7%	129
Military		3.3%	9
Other (please specify)		5.1%	14
	answered question		276
	skipped question		71




44. What are the most important factors in determining your choice of practice? (please choose up to 3)

		Response Percent	Response Count
Location		64.5%	178
Academic setting		38.8%	107
Family		55.4%	153
Quality of research		10.1%	28
Local competition for subspecialty care		11.6%	32
Educational debt		14.5%	40
Malpractice climate		2.2%	6
Lifestyle/call schedule		46.0%	127
Salary		22.5%	62
Contractual obligation		5.1%	14
		answered question	276
		skipped question	71

45. What is your total current educational debt?

		Response Percent	Response Count
No debt		18.4%	51
Less than \$50K		9.0%	25
\$50K - \$100K		12.3%	34
\$101K - \$150K		20.6%	57
\$151K - \$200K		19.9%	55
\$201K - \$250K		11.9%	33
Greater than \$250K		7.9%	22
answered question			277
skipped question			70







46. What are your plans regarding a fellowship? (please choose only one)

		Response Percent	Response Count
I have matched for a fellowship		25.8%	71
I plan to pursue a fellowship		43.6%	120
I do not plan to pursue a fellowship		30.5%	84
answered question			275
skipped question			72

47. If you have matched already OR plan to pursue a fellowship, please identify your subspecialty choice:

		Response Percent	Response Count
Head and Neck		15.8%	29
Otology/Neurotology		10.3%	19
Skull Base		2.7%	5
General Plastics		2.2%	4
Pediatrics		27.2%	50
Facial Plastics		18.5%	34
Rhinology/Sinus/Allergy		12.0%	22
Laryngology		9.8%	18
Sleep Medicine		1.1%	2
Research		0.5%	1
answered question			184
skipped question			163





48. What is the most important factor in determining which fellowship you decide to pursue?

		Response Percent	Response Count
Type of surgical cases		46.5%	101
Nature of clinical and medical problems		37.3%	81
Lifestyle		3.7%	8
Financial considerations		1.4%	3
Personality of people within the subspecialty		8.3%	18
Other (please specify)		2.8%	6
		answered question	217
		skipped question	130

49. What is the likelihood you would attend and participate in the following if you do NOT receive a travel grant?

	Not likely to attend meeting without a travel grant	Likely to attend meeting even without a travel grant	Rating Average	Response Count
AAO-HNSF Annual Meeting & OTO EXPO	46.5% (126)	53.5% (145)	1.54	271
Board of Governors (BOG) Spring Meeting	96.6% (256)	3.4% (9)	1.03	265
Joint Surgical Advocacy Conference (JSAC) in Washington, DC	97.0% (258)	3.0% (8)	1.03	266
Combined Otolaryngological Spring Meeting (COSM)	60.2% (162)	39.8% (107)	1.40	269
answered question				271
skipped question				76

50. Where have you served as a medical volunteer?

		Response Percent	Response Count
U.S.		20.2%	55
Overseas		18.4%	50
Both		18.0%	49
I have not served in this capacity		43.4%	118
answered question			272
skipped question			75

51. Please indicate your exposure to the following basic management principles:

	Not enough	Just right	Too much	Rating Average	Response Count
Outpatient Electronic Medical Records	23.0% (62)	68.9% (186)	8.1% (22)	1.85	270
ICD9 coding for diagnoses and CPT coding for procedures	46.7% (126)	52.6% (142)	0.7% (2)	1.54	270
Determining the level of service for an encounter	46.7% (126)	52.2% (141)	1.1% (3)	1.54	270
Managed care contracting, such as negotiating a contract	84.1% (227)	15.9% (43)	0.0% (0)	1.16	270
Personnel management	68.3% (183)	31.7% (85)	0.0% (0)	1.32	268
Requirements for demonstrating/documenting performance in practice	59.9% (161)	39.8% (107)	0.4% (1)	1.41	269
answered question					270
skipped question					77

52. How knowledgeable do you believe you are about the legislative process?

		Response Percent	Response Count
Very		3.7%	10
Somewhat		34.1%	93
Very little		48.0%	131
Not at all		14.3%	39
answered question			273
skipped question			74

53. How knowledgeable do you believe you are about ongoing healthcare reform efforts and its impact on otolaryngology and/or the general delivery of medical care?

		Response Percent	Response Count
Very		4.1%	11
Somewhat		38.1%	103
Very little		46.3%	125
Not at all		11.5%	31
answered question			270
skipped question			77

54. Have you ever participated in advocacy efforts at the local, state, and/or federal levels on behalf of otolaryngology and/or medicine in general?

		Response Percent	Response Count
Yes, locally		8.9%	24
Yes, in my state capital		3.7%	10
Yes, on Capitol Hill		3.7%	10
Yes, in my state and in Washington, DC		4.1%	11
None of the above		79.7%	216
answered question			271
skipped question			76

55. As a token of our appreciation, the AAO-HNSF is raffling off one complimentary resident annual meeting registration* to a lucky resident! Complete the fields below to enter the drawing. The winner will be notified by email in June. *Subject to the following terms and conditions: winner will receive one (1) complimentary full conference registration for the 2011 Annual Meeting & OTO EXPO in San Francisco, CA on September 11 – 14, 2011. Complimentary Annual Meeting & OTO EXPO registration is non-transferable and does not include instruction courses. Instruction Course tickets must be purchased separately. The AAO-HNSF is not responsible for any travel expenses, hotel accommodations, and/or incidental expenses associated with the meeting.

		Response Percent	Response Count
First name:		100.0%	225
Middle initial:		76.4%	172
Last name:		100.0%	225
Email:		99.6%	224
Preferred phone (indicate work, cell, or home):		94.7%	213
		answered question	225
		skipped question	122